



CLASS A INDUSTRIAL SPACE AVAILABLE  
**575,000 SF LOGISTICS PARK**



**APOPKA LOGISTICS PKWY, APOPKA, FL  
NOW PRE-LEASING**

For leasing information, contact:



**BOBBY ISOLA, SIOR, CCIM**  
Executive Managing Director  
+1 407 930 1804  
[bobby.isola@jll.com](mailto:bobby.isola@jll.com)

**KRISTIN GRIFFIN**  
Vice President  
+1 407 930 7103  
[kristin.griffin@jll.com](mailto:kristin.griffin@jll.com)

OWNED & DEVELOPED BY:



## PROPERTY HIGHLIGHTS

**TradeStar Logistics Center** is a Class A, 575,000 SF, 3-building industrial development centrally located within the Northwest Orange County sub-market - one of the fastest growing, highly desirable industrial markets in the country, providing users immediate access to highways, various amenities and services, and strong labor force.

## CLASS A BUILDINGS & PARK

- 3 buildings with sizes ranging from 120,217 - 300,448 SF; divisible down to 30,000 SF
- Cross-dock and rear load configurations
- Tilt-wall construction with 32' - 36' clear ceiling heights
- Dock high and grade level loading
- Developed with high-tech, energy-efficient features
- High-quality, first-class finishes



OWNED & DEVELOPED BY:

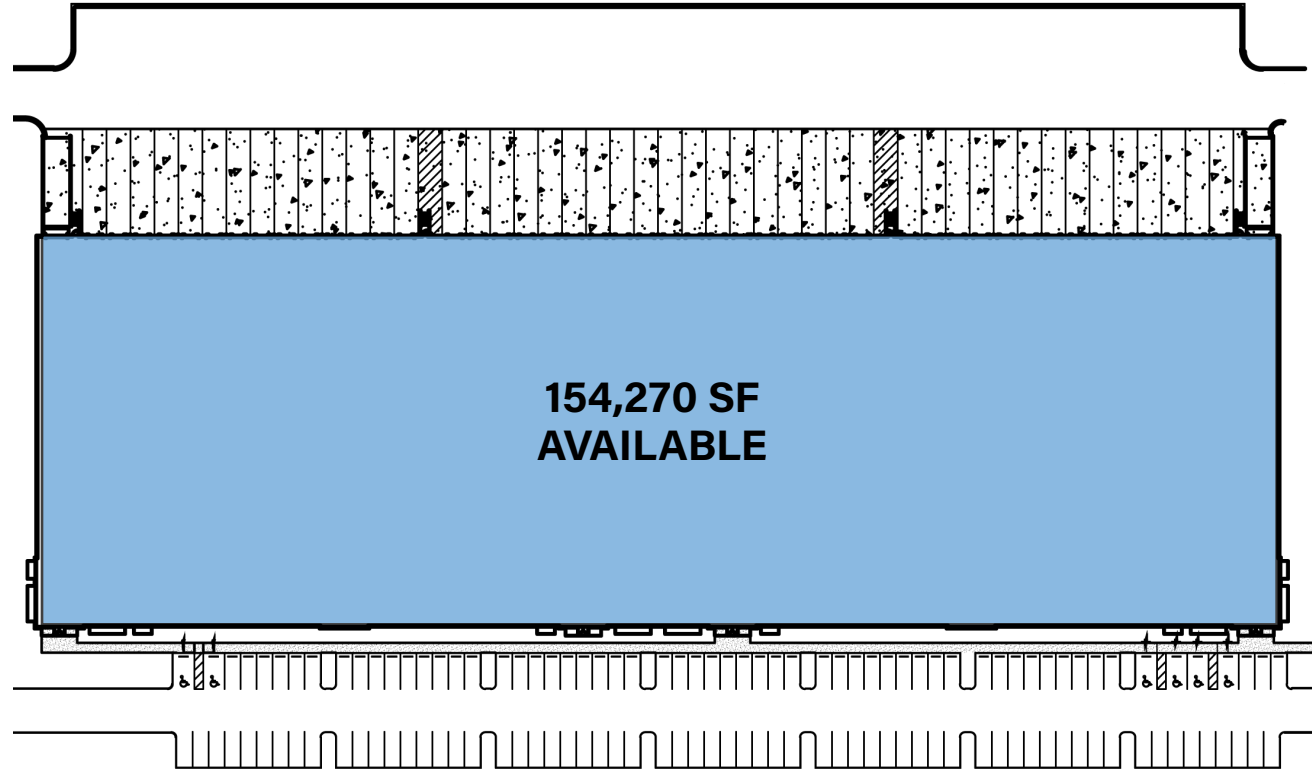
**INDUS**  
INDUS REALTY TRUST

LEASING SERVICES BY:

**JLL**

## BUILDING 1

TOTAL AVAILABLE SF:	154,270 SF
MIN. DIVISIBLE:	30,000 SF
CLEAR HEIGHT:	32'
COLUMN SPACING:	54'w x 50'd 60' speed bay
BUILDING DEPTH:	220'
PARKING:	126 spaces 0.82/1,000 SF
ELECTRIC SERVICE:	3,000 Amp / 480 Volt 3 Phase
FIRE PROTECTION:	ESFR
LOADING:	Rear load configuration
DOCKS:	43 (9' x 10') dock-high doors with vision panels
DRIVE-INS:	2 (12' x 14') ramp doors
TRUCK COURT DEPTH:	130' total depth with 60' concrete apron



LEASING SERVICES BY:



OWNED & DEVELOPED BY:



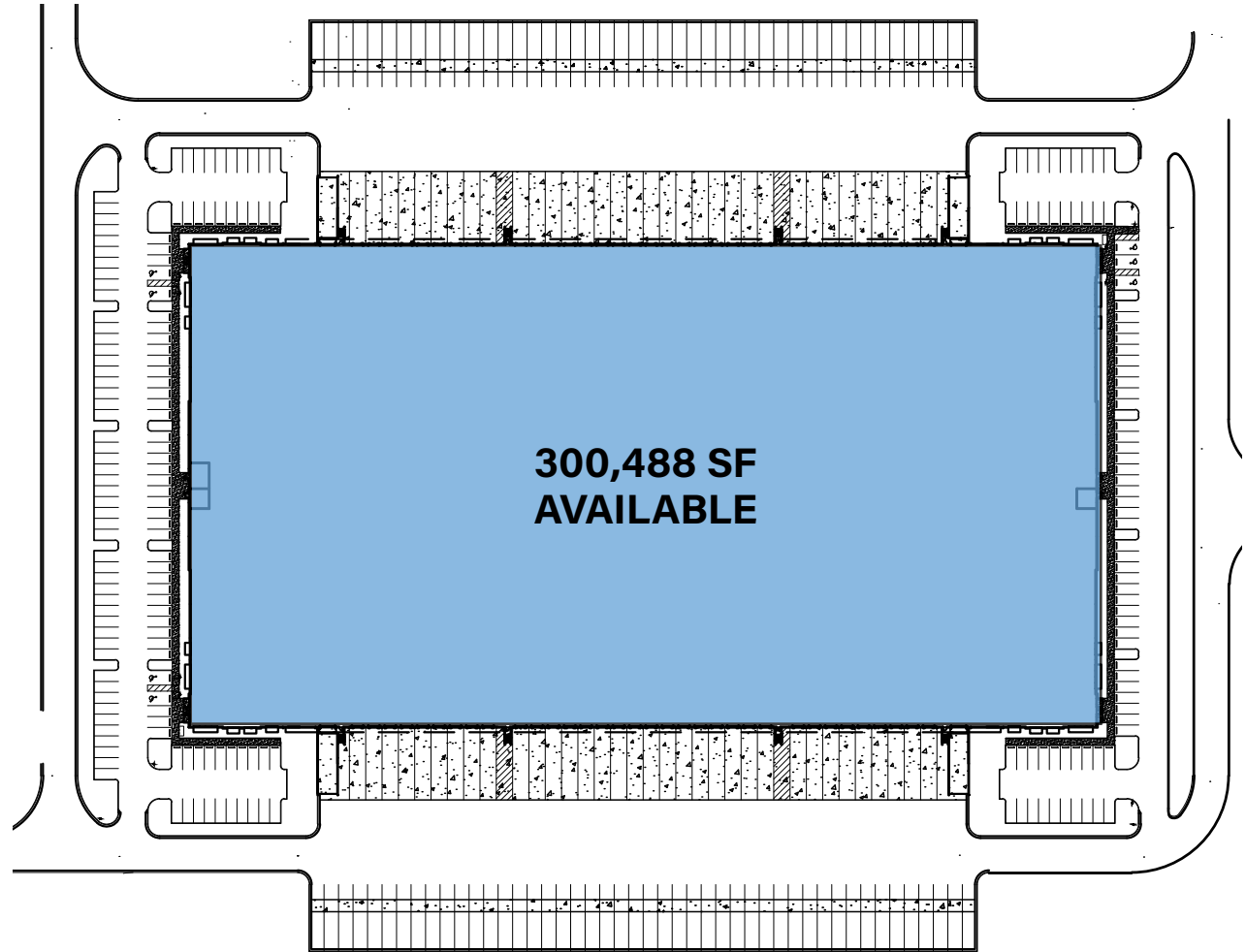
Property Summary

Building Specifications

Location

## BUILDING 2

TOTAL AVAILABLE SF:	300,448 SF
MIN. DIVISIBLE:	100,000 SF
CLEAR HEIGHT:	36'
COLUMN SPACING:	54'w x 56'd 60' speed bay
BUILDING DEPTH:	400'
PARKING:	214 spaces 0.70/1,000
ELECTRIC SERVICE:	3,000 Amp / 480 Volt 3 Phase
FIRE PROTECTION:	ESFR
LOADING:	Cross dock configuration
DOCKS:	88 (9' x 10') dock-high doors with vision panels
DRIVE-INS:	4 (12' x 14') ramp doors
TRUCK COURT DEPTH:	185' total depth with 60' concrete apron



LEASING SERVICES BY:

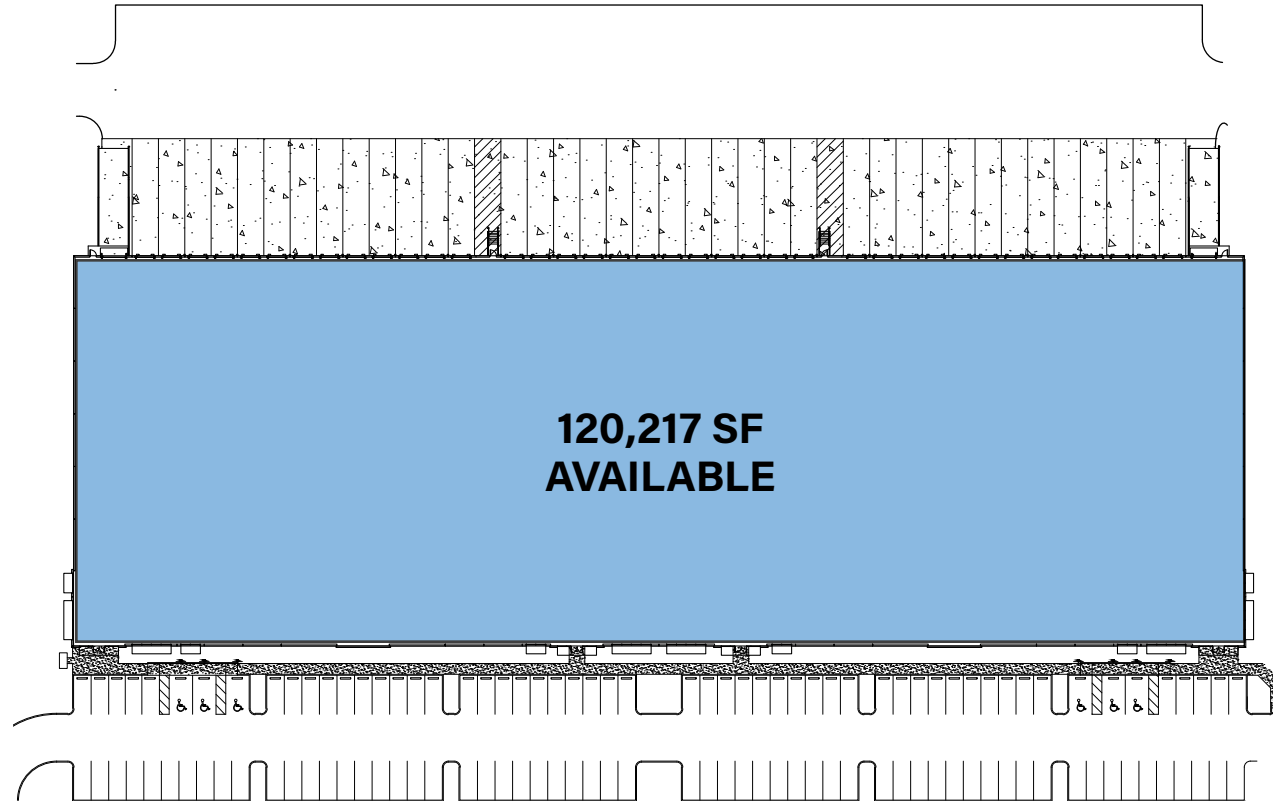


OWNED & DEVELOPED BY:



## BUILDING 3

TOTAL AVAILABLE SF:	120,217 SF
MIN. DIVISIBLE:	30,000 SF
CLEAR HEIGHT:	32'
COLUMN SPACING:	54'w x 47'd 60' speed bay
BUILDING DEPTH:	200'
PARKING:	120 spaces 0.81/1,000
ELECTRIC SERVICE:	3,000 Amp / 480 Volt 3 Phase
FIRE PROTECTION:	ESFR
LOADING:	Rear load configuration
DOCKS:	46 (9' x 10') dock-high doors with vision panels
DRIVE-INS:	2 (12' x 14') ramp doors
TRUCK COURT DEPTH:	130' total depth with 60' concrete apron



LEASING SERVICES BY:



OWNED & DEVELOPED BY:





## EXCEPTIONAL TRANSPORTATION DYNAMICS

LOCATION	DISTANCE	DRIVE TIME
Tampa	95 miles	1.5 hours
Jacksonville	145 miles	2.25 hours
Miami	249 miles	3.5 hours
Charleston	380 miles	6 hours
Atlanta	438 miles	6.50 hours
Charlotte	525 miles	7.75 hours
Birmingham	584 miles	8.25 hours
New Orleans	640 miles	9 hours
Nashville	687 miles	10 hours
Memphis	822 miles	11.75 hours

**CAPABLE OF SERVING 3,607,369 RESIDENTS & 145,578 BUSINESSES WITHIN A 60 MINUTE RADIUS**

Although information has been obtained from sources deemed reliable, JLL does not make any guarantees, warranties or representations, express or implied, as to the completeness or accuracy as to the information contained herein. Any projections, opinions, assumptions or estimates used are for example only. There may be differences between projected and actual results, and those differences may be material. JLL does not accept any liability for any loss or damage suffered by any party resulting from reliance on this information. If the recipient of this information has signed a confidentiality agreement with JLL regarding this matter, this information is subject to the terms of that agreement. ©2025. Jones Lang LaSalle Brokerage, Inc. All rights reserved.

LEASING SERVICES BY:



OWNED & DEVELOPED BY:



## LOCATION HIGHLIGHTS

- Located within Northwest Orange County. One of Central Florida's fastest growing sub-markets
- 3 minutes to SR 429
- 25 minutes to I-4
- 35 minutes to Orlando Airport
- 50 minutes to I-75
- 90 minutes to Tampa Airport
- 90 minutes to Port Canaveral



For leasing information, contact:



**BOBBY ISOLA, SIOR, CCIM**  
Executive Managing Director  
+1 407 930 1804  
[bobby.isola@jll.com](mailto:bobby.isola@jll.com)

**KRISTIN GRIFFIN**  
Vice President  
+1 407 930 7103  
[kristin.griffin@jll.com](mailto:kristin.griffin@jll.com)

OWNED & DEVELOPED BY:

