

RETAIL BUILDING FOR LEASE

±16,836 SF AVAILABLE IN LOMA LINDA, CA

25710 BARTON RD, LOMA LINDA, CA



MOUNTAIN VIEW AVENUE

BARTON ROAD

MONUMENT SIGN



RETAIL BUILDING FOR LEASE

±16,836 SF AVAILABLE IN LOMA LINDA, CA





DEMOGRAPHICS

3 MILE 2024

 ESTIMATED POPULATION
58,052

AVERAGE HOUSEHOLD INCOME 
\$114,704

 ADJ. DAYTIME DEMOGRAPHICS
42,009

TRAFFIC COUNTS
(BARTON RD & MOUNTAIN VIEW AVE) 
60,000

PROJECT HIGHLIGHTS

- ±16,836 SF Former Rite Aid Building on ±1.5 AC Signalized Corner Pad with Drive-Thru
- Available for Lease or Ground Lease
- Ideal for Retail Use, Medical User, Banks/ Financial Institutions or Sit Down Restaurant
- Adjacent to Walmart Neighborhood Market and Stater Bros. Markets
- Site Located in a Blue Zone
- Dedicated Monument Sign Available
- Prominent Site Located at the Corner of Barton Rd & Mountain View Ave
- Strategically Located in the Center of the Trade Area
- Potential to Demise Building or Redevelop Property
- Subject to Recapture by Landlord

25710 BARTON RD, LOMA LINDA, CA



NICK WIRICK
951.669.1002 // DRE#: 01304661
NICK.WIRICK@SRSRE.COM

CHRIS BEAUCHAMP
951.669.1005 // DRE#: 01982753
CHRIS.BEAUCHAMP@SRSRE.COM

© SRS Real Estate Partners The information presented was obtained from sources deemed reliable; however SRS Real Estate Partners does not guarantee its completeness or accuracy. 3390 University Ave, Suite 460 | Riverside, CA 92501 | 951.669.1001

RETAIL BUILDING FOR LEASE

±16,836 SF AVAILABLE IN LOMA LINDA, CA



LOMA LINDA
MEDICAL CENTER

LOMA LINDA
VA HOSPITAL

LOMA LINDA
CITY HALL

LOMA LINDA
HEALTH CENTER

MOUNTAIN VIEW AVENUE

CHASE

Carl's Jr.

STATER BROS.
markets

Chevron

SITE

Walmart
Neighborhood Market

McDonald's

BARTON ROAD

Clark's
NUTRITION
Natural Foods Market

25710 BARTON RD, LOMA LINDA, CA



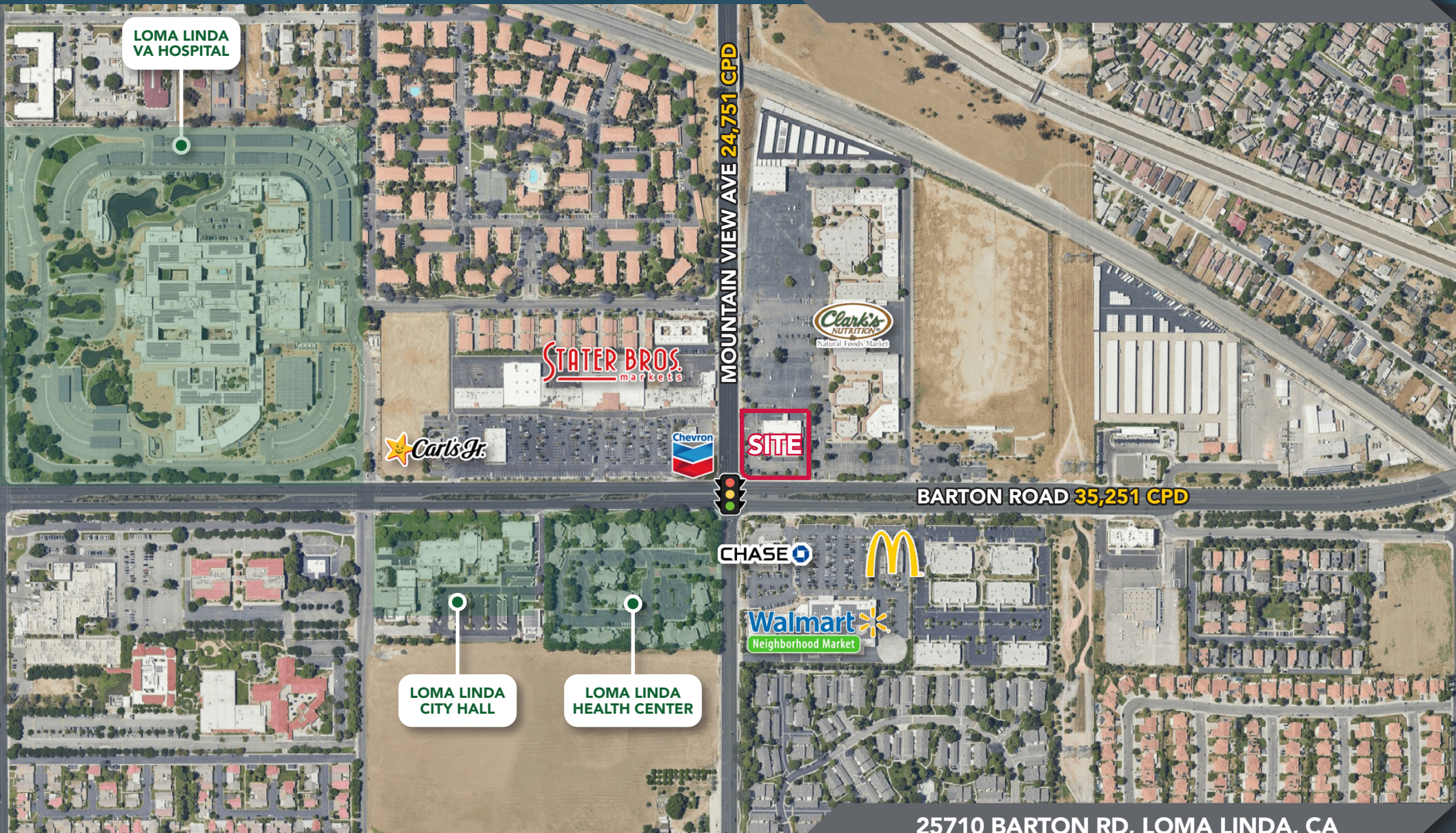
NICK WIRICK
951.669.1002 // DRE#: 01304661
NICK.WIRICK@SRSRE.COM

CHRIS BEAUCHAMP
951.669.1005 // DRE#: 01982753
CHRIS.BEAUCHAMP@SRSRE.COM

© SRS Real Estate Partners The information presented was obtained from sources deemed reliable; however SRS Real Estate Partners does not guarantee its completeness or accuracy. 3390 University Ave, Suite 460 | Riverside, CA 92501 | 951.669.1001

RETAIL BUILDING FOR LEASE

±16,836 SF AVAILABLE IN LOMA LINDA, CA



25710 BARTON RD, LOMA LINDA, CA



NICK WIRICK
951.669.1002 // DRE#: 01304661
NICK.WIRICK@SRSRE.COM

CHRIS BEAUCHAMP
951.669.1005 // DRE#: 01982753
CHRIS.BEAUCHAMP@SRSRE.COM

© SRS Real Estate Partners The information presented was obtained from sources deemed reliable; however SRS Real Estate Partners does not guarantee its completeness or accuracy. 3390 University Ave, Suite 460 | Riverside, CA 92501 | 951.669.1001

RETAIL BUILDING FOR LEASE

±16,836 SF AVAILABLE IN LOMA LINDA, CA



25710 BARTON RD, LOMA LINDA, CA



NICK WIRICK
951.669.1002 // DRE#: 01304661
NICK.WIRICK@SRSRE.COM

CHRIS BEAUCHAMP
951.669.1005 // DRE#: 01982753
CHRIS.BEAUCHAMP@SRSRE.COM

© SRS Real Estate Partners The information presented was obtained from sources deemed reliable; however SRS Real Estate Partners does not guarantee its completeness or accuracy. 3390 University Ave, Suite 460 | Riverside, CA 92501 | 951.669.1001