

\$0.95 /SF/NNN
YEAR 1 LEASE RATE

LOW OPEX
\$0.32/SF

LA MIRADA DRIVE

S PACIFIC STREET

ADDITIONAL
PARKING

260 SOUTH PACIFIC STREET

FOR LEASE

260 S. Pacific Street, San Marcos

29,600 - 72,521 SF

Warehouse/Distribution/Manufacturing

GREG LEWIS
+1 858 699 1629
greg.lewis@jll.com
RE lic. #01365602

ANDY IRWIN
+1 858 232 1709
andy.irwin@jll.com
RE lic. #01302674

JACKSON CHILDERS
+1 858 352 2905
jackson.childers@jll.com
RE lic. #02224366





THE SITE

FOR LEASE

29,600 SF - 72,521 SF

Unique opportunity to secure a strategic location in a supply constrained market.



Design Flexibility

Two contiguous suites can be combined or leased separately



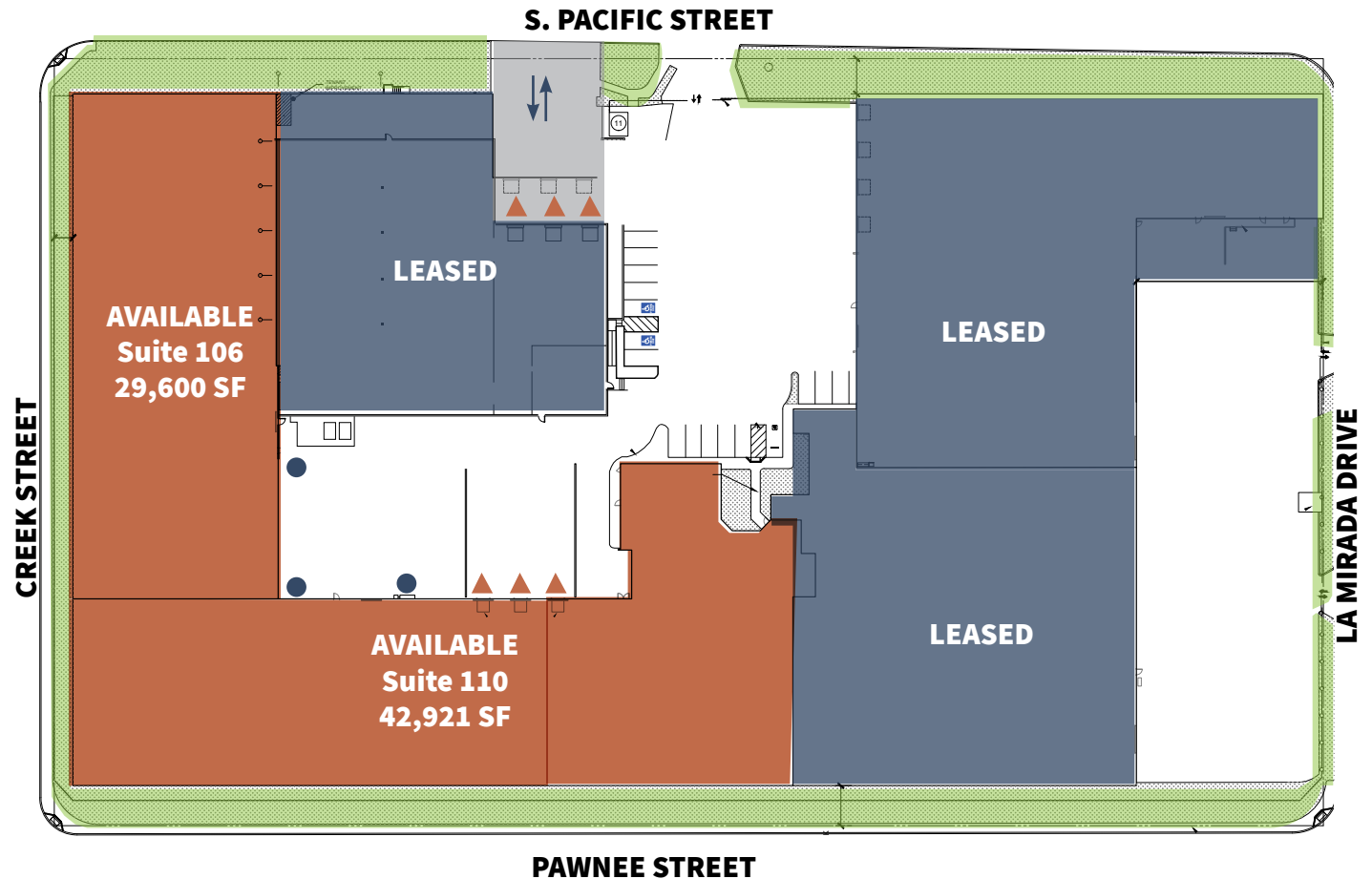
Immediate Occupancy

Move-in ready suites with office build out in place



Secure Site

Gated access and parking, including up to 9 trailer stalls



**ADDITIONAL PARKING
INCLUDING UP TO
9 TRAILER STALLS**

S PACIFIC STREET

LA MIRADA DRIVE



260 S. Pacific Street, Suite 106

FLOOR PLAN Available NOW



29,600 SF



2 Grade Level Doors



1,100 SF Existing Office Area



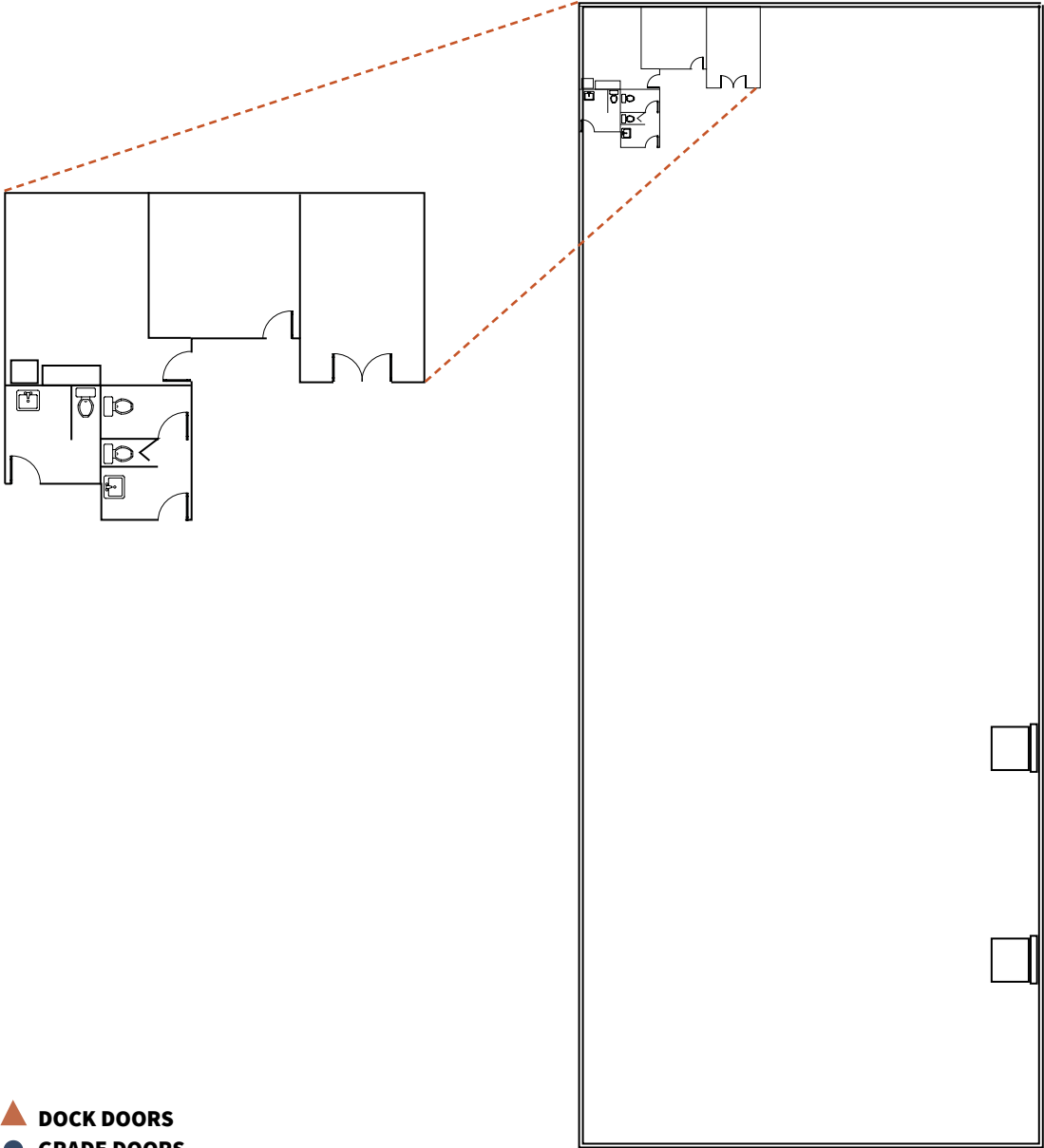
18'-20' clear height



ESFR



Heavy Power
1,200 A 480v +
200 A 208v



▲ DOCK DOORS
● GRADE DOORS

260 S. Pacific Street, Suite 110

FLOOR PLAN Available NOW



42,921 SF



3 Dock High Doors
1 Grade Level Doors



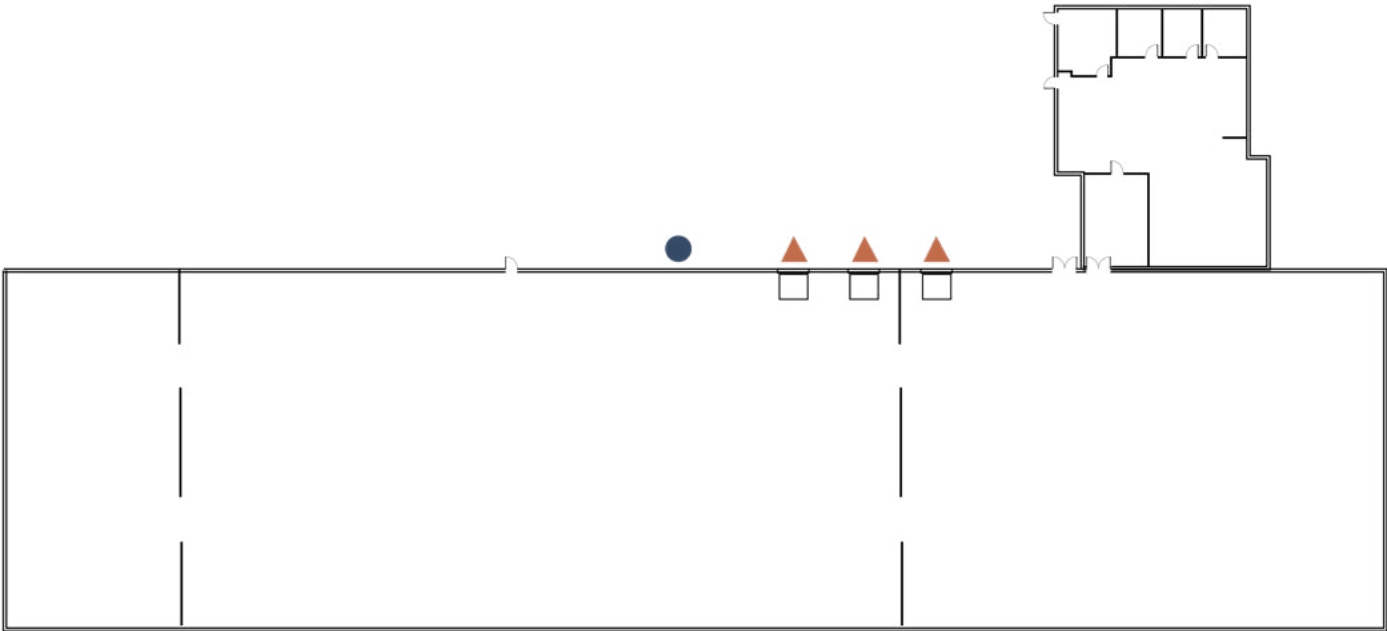
3,800 SF Existing
Office Area



18'-20' clear height



ESFR




▲ DOCK DOORS
● GRADE DOORS

TRAILER PARKING



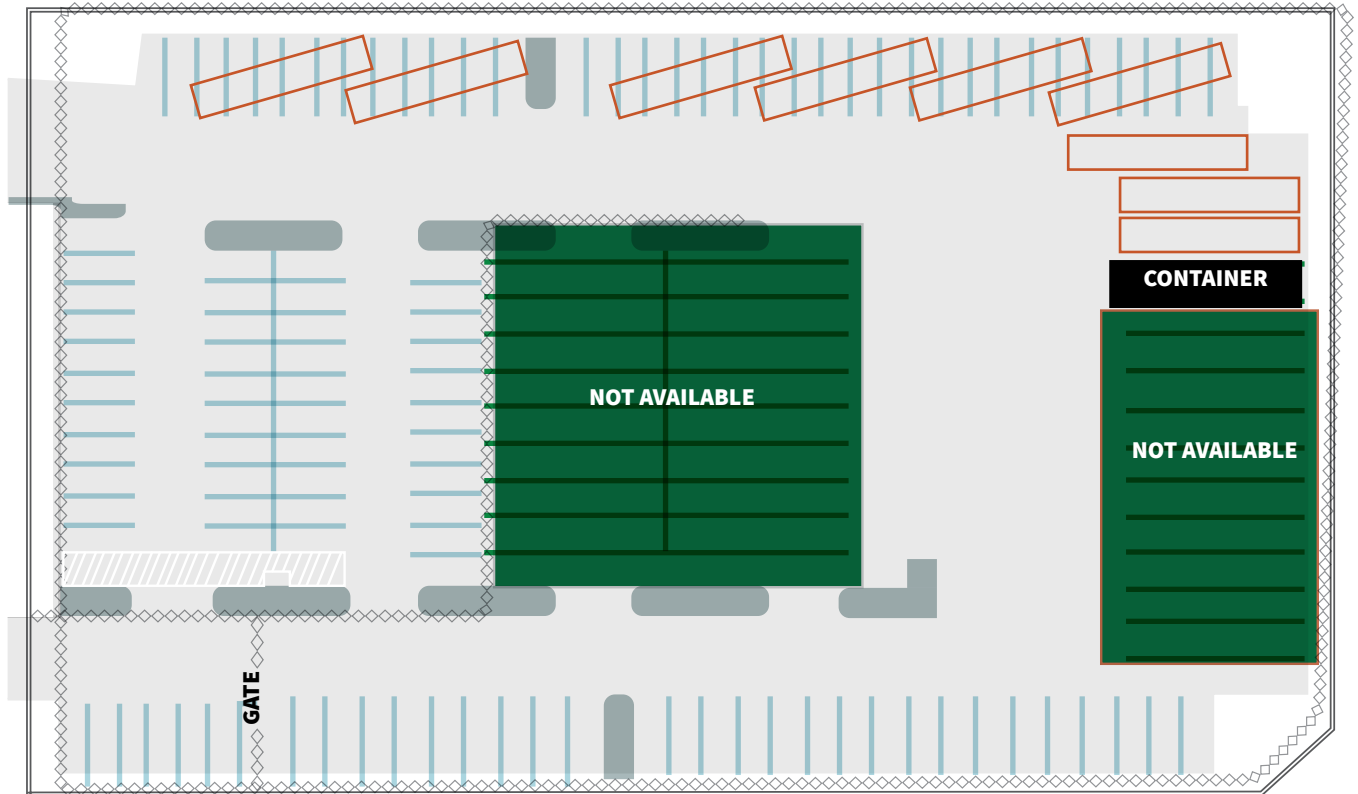
Up to 9
Trailer Parking
Stalls



Fenced with
Rolling Gate
Access



Located
Immediately
Across the
Street from
260 S Pacific



- Parking Lot
- Boundary Line
- Fencing

- Not Available
- Public Parking Spaces
- Option 1 Trailer Parking

ACCESS AT YOUR DOORSTEP



**Equidistant to
Interstates 5 & 15**



**Less than 1 mile from
multiple access points to
Hwy 78**



**Close proximity to
Cal State San Marcos**

THE LOCATION

Unparalleled access to customers

SURROUNDING AREA



POPULATION

724,870
within 10 miles

198,081
within 5 miles

76,783
within 3 miles



2020 HOUSING UNITS

267,264
within 10 miles

73,408
within 5 miles

19,132
within 3 miles



2020 MEDIAN HOUSEHOLD INCOME

\$89,200
within 10 miles

\$101,212
within 5 miles

\$109,343
within 3 miles

Oceanside

San Marcos

Carlsbad

3 miles

5 miles

10 miles

78

15

5

La Costa

Encinitas

Rancho Santa Fe

Solana Beach

Drive times to:

- 1 hr 36 min**
Port of LA/Long Beach
- 40 min**
Orange County
- 45 min**
Riverside County
- 45 min**
Downtown/Airport
- 55 min**
Mexico Border

San Diego quick stats:

3.3M

5TH MOST POPULOUS COUNTY IN US

#2

FASTEST GROWING ECONOMY IN CALIFORNIA

158K

COLLEGE STUDENTS IN SAN DIEGO INCLUDING 46K IN SAN MARCOS





CORPORATE NEIGHBORS





CALIFORNIA
78

ADDITIONAL
PARKING

S PACIFIC STREET

NAVAJO STREET

LA MIRADA DRIVE

FOR MORE INFORMATION

GREG LEWIS

+1 858 699 1629
greg.lewis@jll.com
RE lic. #01365602

ANDY IRWIN

+1 858 410 6376
andy.irwin@jll.com
RE lic. #01302674

JACKSON CHILDERS

+1 858 352 2905
jackson.childers@jll.com
RE lic. #02224366

Although information has been obtained from sources deemed reliable, neither Owner, nor JLL, makes any guarantees, warranties, or representations, express or implied, as to the completeness or accuracy as to the information contained herein. Any projections, opinions, assumptions, or estimates used are for example only. There may be differences between projected and actual results, and those differences may be material. The Property may be withdrawn without notice. Neither Owner nor JLL accepts any liability for any loss or damage suffered by any party resulting from reliance on this information. If the recipient of this information has signed a confidentiality agreement regarding this matter, this information is subject to the terms of that agreement. ©2026. Jones Lang LaSalle IP, Inc. All rights reserved.