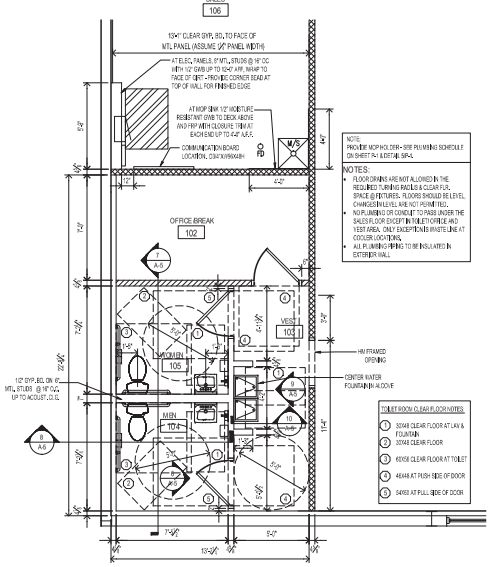

2 ENLARGED TOILET PLAN
A-1 SCALE: 1/8" = 1'-0"

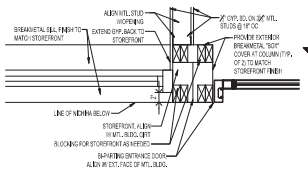

3 PLAN DETAIL
A-1 SCALE: 1" = 1'-0"

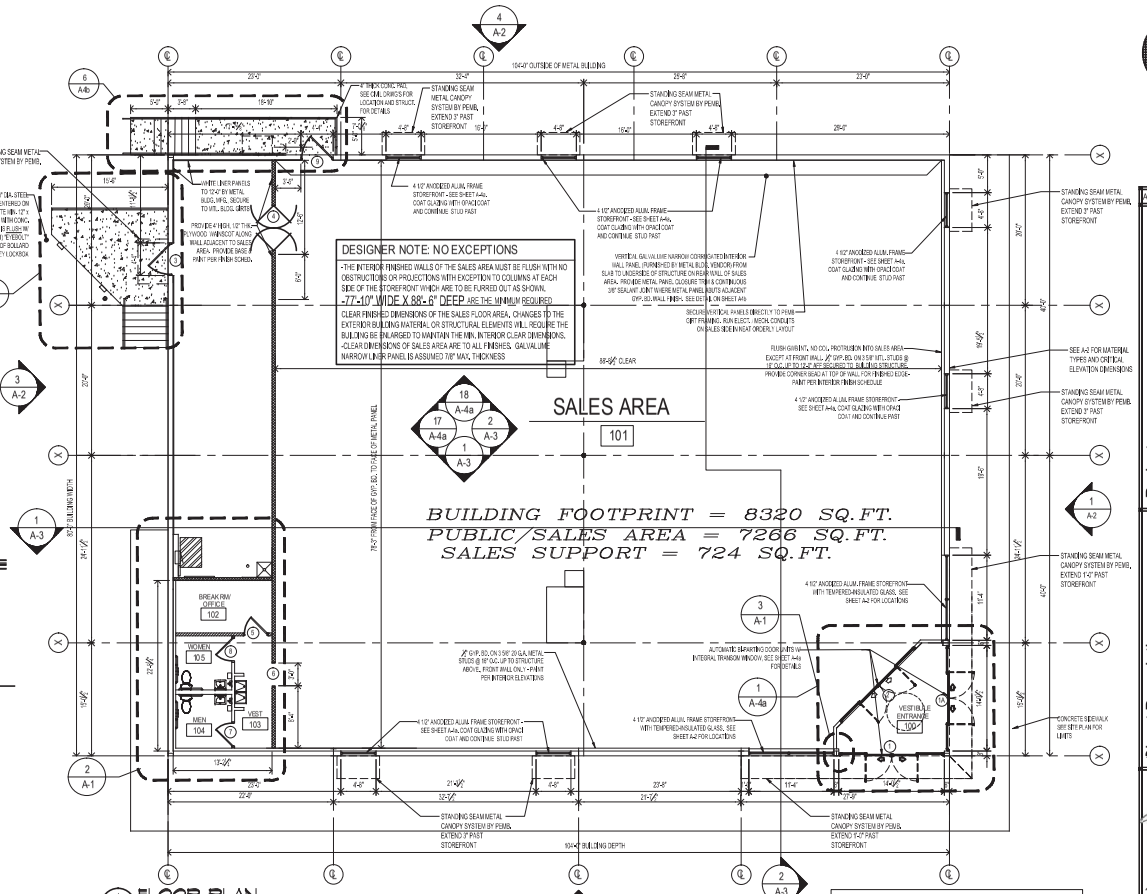

1 FLOOR PLAN
A-1 SCALE: 1/8" = 1'-0"

NOTE:
G.C. TO REQUEST A MOST CURRENT FIXTURE PLAN BEFORE ANY UNDERGROUND AND/OR SLAB WORK BEGINS.

WALL TYPE LEGEND:

INTERIOR WALLS TO BE 3 5/8" MTL. STUDS @ 16" O.C. (EXCEPTION AT WET WALL BETWEEN TOILET ROOMS IS TO BE 6" MTL. STUDS) - COVER W/ 1/2" GWB. SEE INTERIOR FINISH SCHEDULE FOR GWB TYPE. GWB IS TO BE APPLIED FULL HEIGHT ON EACH SIDE OF STUDS AS NOTED BELOW - PAINT PER INTERIOR FINISH SCHEDULE

**LEGEND REPRESENTS ALL INTERIOR NON-PERIMETER WALLS ONLY, SEE FLOOR PLAN FOR ADDITIONAL NOTES.

- WALL TO UNDERSIDE OF CEILING
- WALL 6" ABOVE CEILING
- WALL TO UNDERSIDE OF STRUCTURE

COLUMN LAYOUT NOTE:

COLUMNS LOCATION SHALL BE VERIFIED BY THE METAL BUILDING MANUFACTURER. GENERAL CONTRACTOR SHALL COORDINATE DOOR LOCATIONS WITH THE METAL BUILDING MANUFACTURERS COLUMN LAYOUT. COLUMN LAYOUTS THAT VARY FROM THAT SHOWN IN THESE PROTOTYPE PLANS MUST BE SUBMITTED TO FAMILY DOLLAR STORE'S CONSTRUCTION DEPARTMENT FOR APPROVAL. CONVENTIONAL CMU, BRICK OR WOOD CONSTRUCTION DESIGNS MUST BE SUBMITTED TO FAMILY DOLLAR CONSTRUCTION DEPARTMENT FOR APPROVAL.

TYPICAL WALL ATTACHMENT NOTE:

ALL INTERIOR STUD WALLS, INCLUDING BUT NOT LIMITED TO, TOILET ROOM, OFFICE, SALES AREA PERIMETER WALLS AND SALES SUPPORT SEPARATION WALL, SHALL BE ATTACHED TO SLAB WITH .145" DIA DRIVEPINS @ 24" OC.

ALL STUD WALLS ADJACENT TO EXTERIOR METAL BUILDING WALL GIRTS SHALL HAVE EACH STUD SECURED TO THE GIRT CLOSEST TO THE TOP OF THE WALL WITH #4-40 SCREWS. PROVIDE CONTINUOUS STUD BRIDGING OR FLAT STRAPPING AT 54" OC FOR ALL STUD FRAMING.

INTERIOR WALL BRACING NOTE:

BRACE MID SPAN OFFICE/BREAK WALL TO ADJACENT RESTROOM WALLS OR TO STRUCTURE ABOVE.

ALL OTHER WALLS THAT DO NOT EXTEND TO STRUCTURE ABOVE ARE SELF SUPPORTING PROVIDED NO TOP TRACK SPLICES OCCUR AT INTERSECTING WALLS.

KEY BOX NOTE:

G.C. SHALL PROVIDE KEY BOX FOR LOCK ACCESS DURING PUNCHOUT AND TURNOVER. COMBINATION TO MATCH LAST FOUR DIGITS OF STORE NUMBER.
DESIGNER NOTE: GC TO PROVIDE EYE BOLT EMBEDDED 12" MIN. INTO TOP OF LOADING AREA BOLLARD WITH DIAMETER SIZED FOR KEY LOCK BOX.

DOOR SCHEDULE

FRONT ENTRANCE BOLLARD NOTE

C.L. Helt, Architect Inc.
1136 Greenwood Cliff
Charlotte, NC 28204
Ph. 704-342-1686
Fx. 704-343-0054
E-MAIL INFO@ CLHELT.COM

ARCHITECT'S PROJECT # 15228

Project : FAMILY DOLLAR
FOR
HUTCHINSON COMMERCIAL REAL ESTATE
2826 S. SALINA STREET
SYRACUSE, NEW YORK
DESIGN BASED ON 2015-01 FD PROTOTYPE

Sheet Description : **FLOOR PLAN / ENLARGED TOILET PLAN / DOOR SCHED.**

RISK CLASS 1 STORE

Seal



3-16-16