



Medley Palms Industrial Park

10250 NW 89th Avenue, Unit #14, Medley FL 33178

Medley Palms is located on the corner of NW 89th Avenue and NW South River Drive. This park offers great proximity to all major thoroughfares.

The Dolphin Expressway, Palmetto Expressway, Florida Turnpike, Interstates 75 and 95.

Specifications

110,554 SF
TOTAL BUILDING AREA

3,192 SF
AVAILABLE SPACE - DOCK HEIGHT

1.0/1,000 SF
PARKING RATIO

2
DOCK POSITIONS

18'
CLEAR HEIGHT

City Water & Sewer
UTILITIES

Call for pricing
ASKING RATE

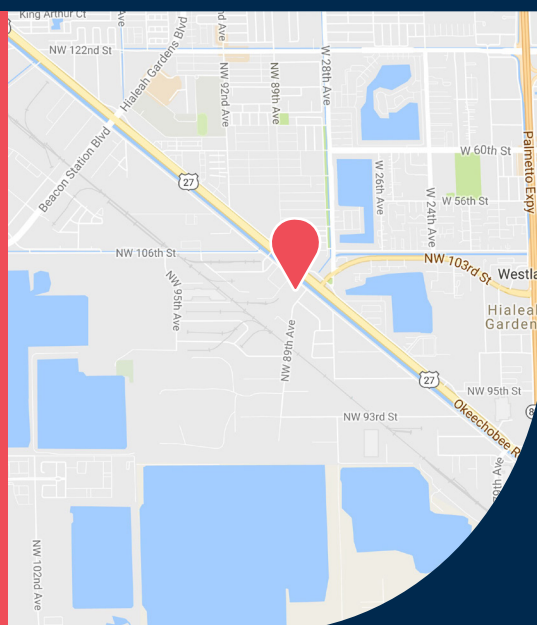
**Institutionally owned
and managed**

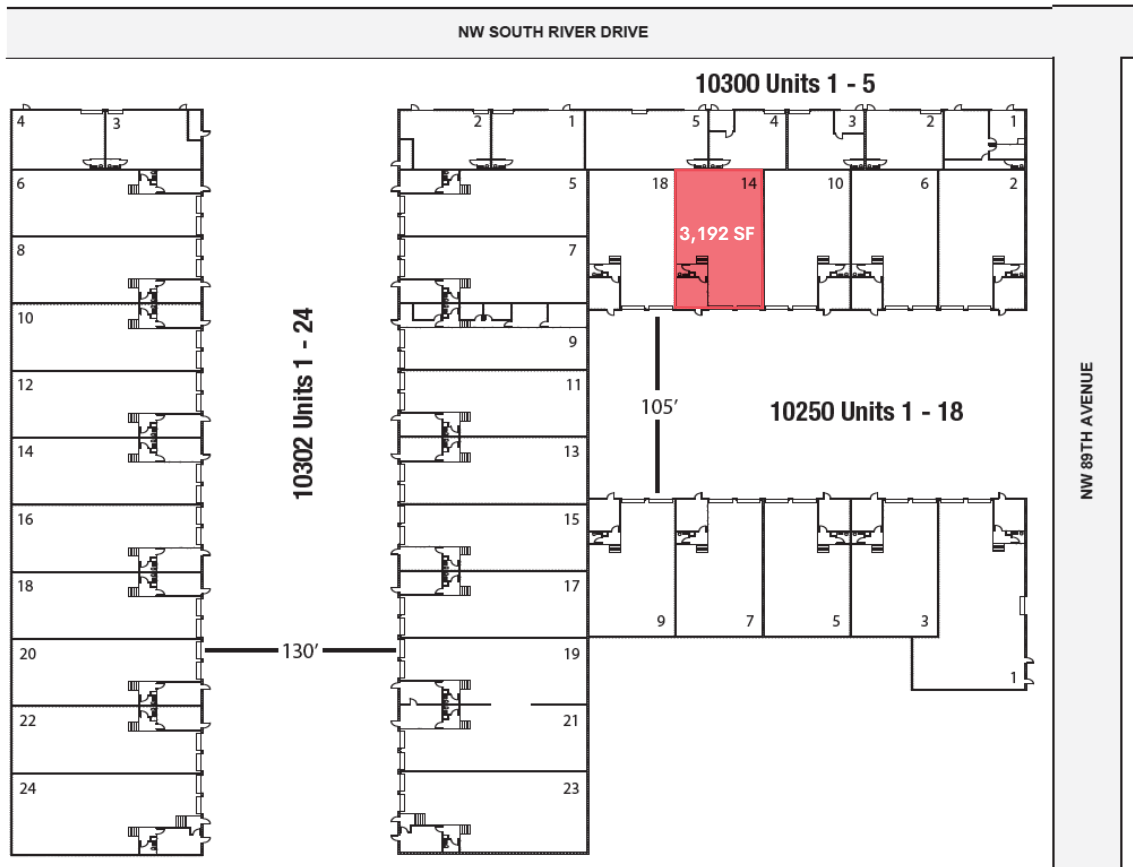

**5 miles from Miami
International Airport**

**14 miles from the Port
of Miami**

**4 miles from the Florida's
Turnpike**

**1 mile from the Palmetto
Expressway**





Contacts



Audley Bosch
 D 305 960 8404
 audley.bosch@jll.com

Matt Maciag
 D 305 960 8409
 matt.maciag@jll.com

Juan Mazuera
 D 305 960 8445
 juan.mazuera@jll.com

Wyatt Singletary
 D 904 654 7045
 wyatt.singletary@brookfieldproperties.com