

# Merriweather

# District



*Howard Hughes*

**HR**  
RESEARCH  
CORPORATION



# DOWNTOWN Columbia MD

Located between DC and Baltimore and consistently ranked one of the best places to live, Columbia is home to many large corporations, educational and research institutions as well as one of the most educated workforces in the nation. Merriweather District serves as the walkable town center for Columbia and benefits from consistent foot traffic and visitors provided by the surrounding residential communities, office and multifamily as well as Merriweather Post Pavilion.

## Merriweather District

### RETAIL

Juniper: 47,000 SF  
 Marlow: 32,000 SF  
 6100 Merriweather: 12,433 SF  
 Busboys & Poets: 10,638 SF

**TOTAL: 102,071 SF**

### RESIDENTIAL

Juniper: 380  
 Marlow: 472

**TOTAL: 852 UNITS**

### OFFICE

6100 Merriweather Drive: 320,000 SF  
 One Merriweather: 210,000 SF  
 Two Merriweather: 130,000 SF

**TOTAL: 660,000 SF**

# GATHERING SPACES



**412k**

VISITS IN 2024

**46**

SCHEDULED  
EVENTS IN 2024

**113min**

AVG. DWELL TIME

## SIGNATURE REOCCURRING EVENTS:



Earth Day Celebration (April)



Books in Bloom (May)



Summer Fitness Series



Amped in the Park (June-August)



Good Kid-izen (June-August)



Movie Nights (September)

# TRADE AREA & DEMOGRAPHICS



## COLUMBIA, MARYLAND

### 2024 Demographic Profile

5 Mile Radius



#### KEY FACTS

**198,044**

Population

**39.4**

Median Age

**74,175**

Households



#### EDUCATION

**9.6%**

High School Diploma

**30.9%**

Bachelor's Degree

**36.2%**

Graduate/Professional Degree



#### BUSINESS

**9,069**

Total Businesses

**203,520**

Daytime Population

**446**

Food & Drinking Places



#### INCOME

**\$143,824**

Median Household

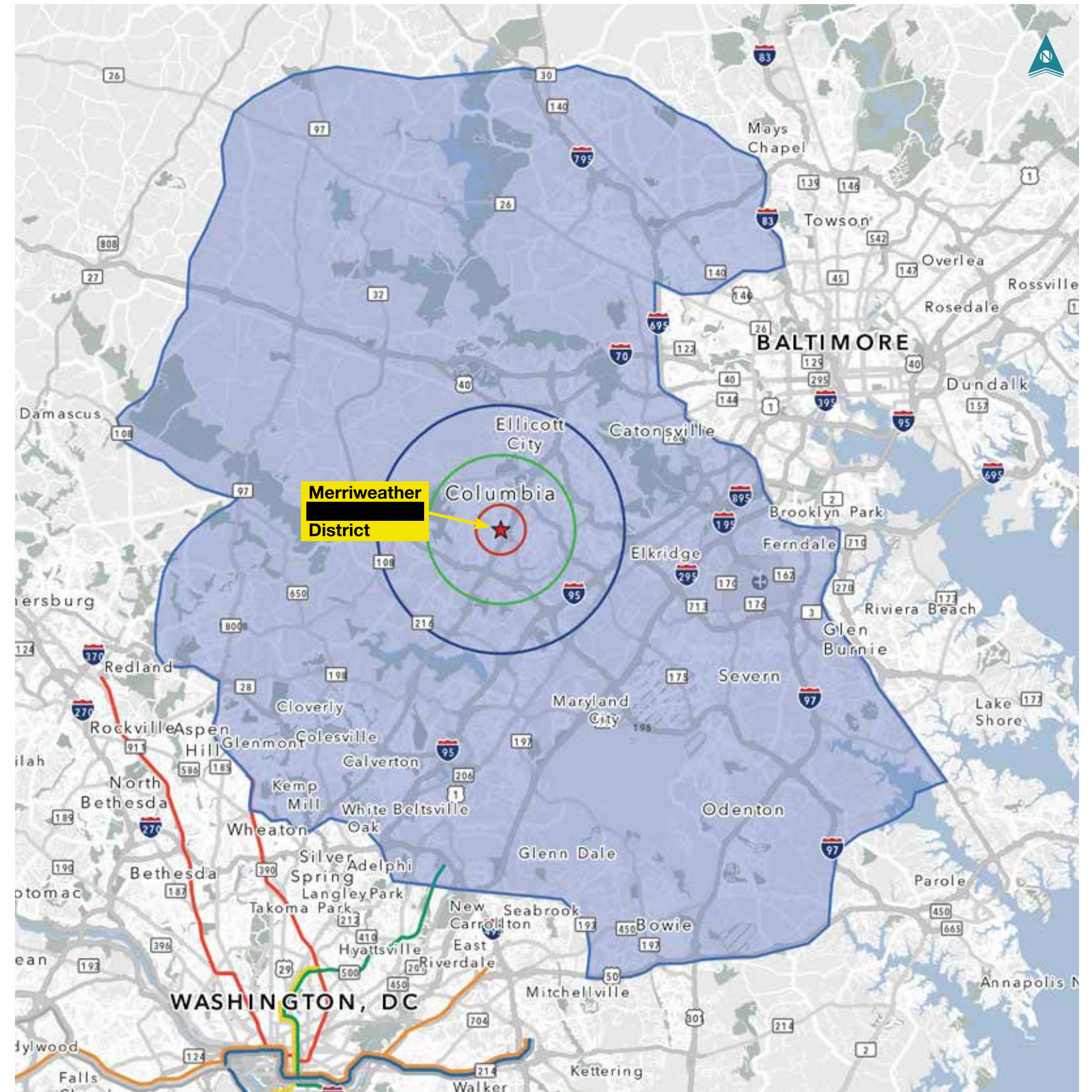
**\$70,623**

Per Capita

**\$189,286**

Average Household

Source: 2024 and 2029 Esri Forecasts. Converted Census 2000 data into 2010 geography. Lat/Lon: 39.20602/-76.86331



### Trade Area

792.77 square miles. Polygon data provided by Placer Labs Inc. ([www.placer.ai](http://www.placer.ai))

**1,199,280**

Population

**38.9**

Median Age

**438,164**

Households

**\$156,255**

Average Household

**\$113,376**

Median Household

**60.9%**

Education  
(College Degree +)

Source: 2024 and 2029 Esri Forecasts. Converted Census 2000 data into 2010 geography. Lat/Lon: 39.20602/-76.86331



# CLOSE IN AERIAL

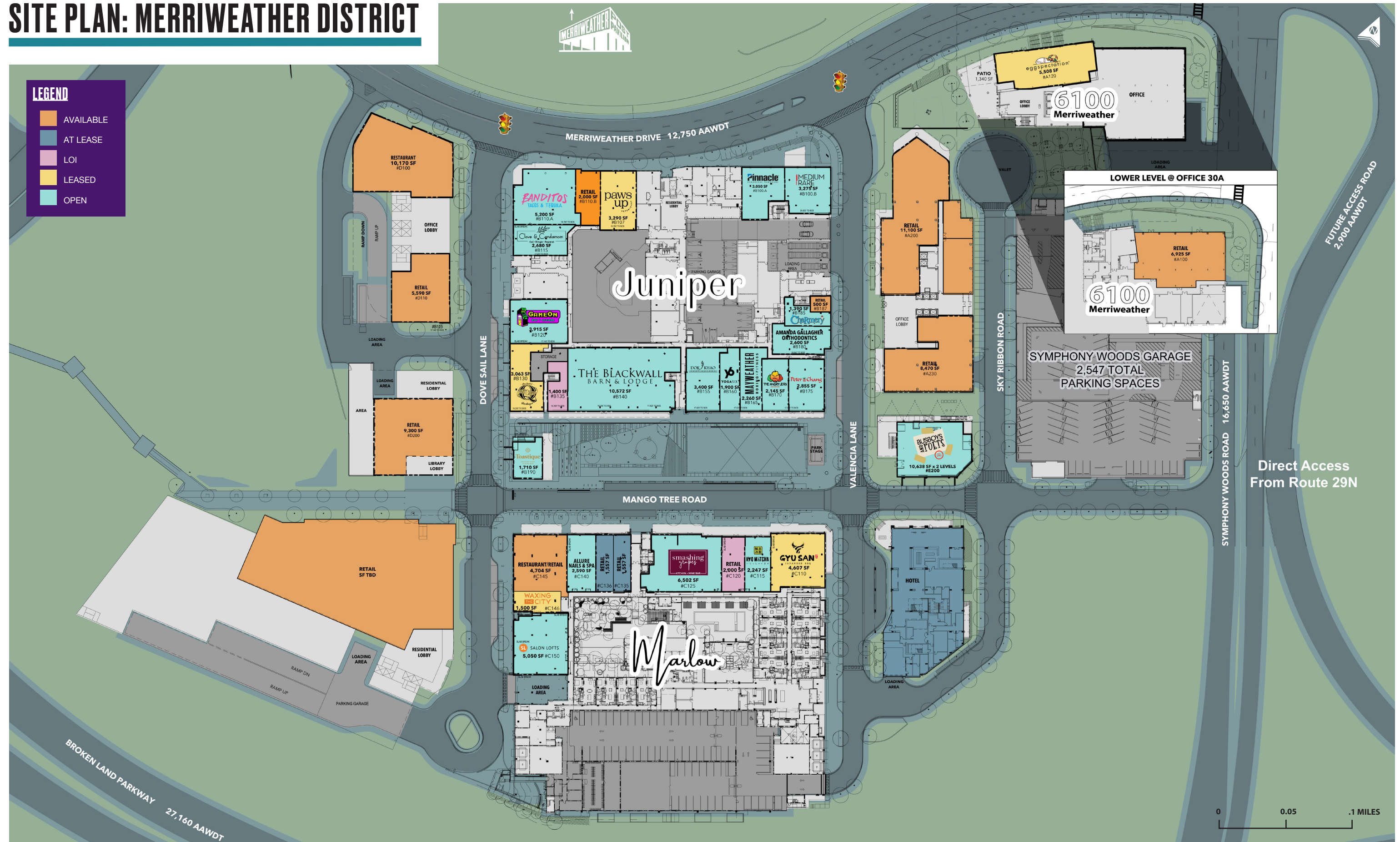




# FUTURE SITE PLAN: MERRIWEATHER DISTRICT

**LEGEND**

- AVAILABLE
- AT LEASE
- LOI
- LEASED
- OPEN



FEATURED  
RESTAURANTS




**BANDITOS**  
TACOS & TEQUILA



**MEDIUM RARE**



**BUSBOYS & POETS**



**THE BLACKWALL**  
BARN & LODGE



**GAME ON**  
bar + arcade



**The Charmery**



**KYO MATCHA**  
いらっしやいませ



**Toastique**



**Peter Chang**




**DOK KHAO**  
THAI EATERY

FEATURED  
**RETAIL SERVICES**



FEATURED  
**COMING SOON**



**MIGHTY QUINN'S**  
*Slow Smoked Barbeque*





# Merriweather District

For Retail Leasing, Please Contact:

**Ray Schupp**

240.482.3611 (direct)  
[rschupp@hrretail.com](mailto:rschupp@hrretail.com)

**Suzanne Katz**

410.308.6356 (direct)  
[skatz@hrretail.com](mailto:skatz@hrretail.com)

**Sean Harcourt**

240.482.3606 (direct)  
[sean@hrretail.com](mailto:sean@hrretail.com)



3 Bethesda Metro Center  
Suite 620  
Bethesda, MD 20814  
Telephone: 301.656.3030

*Howard Hughes*

10960 Grantchester Way  
Suite 110  
Columbia, MD 21044  
Telephone: 410.964.4800