

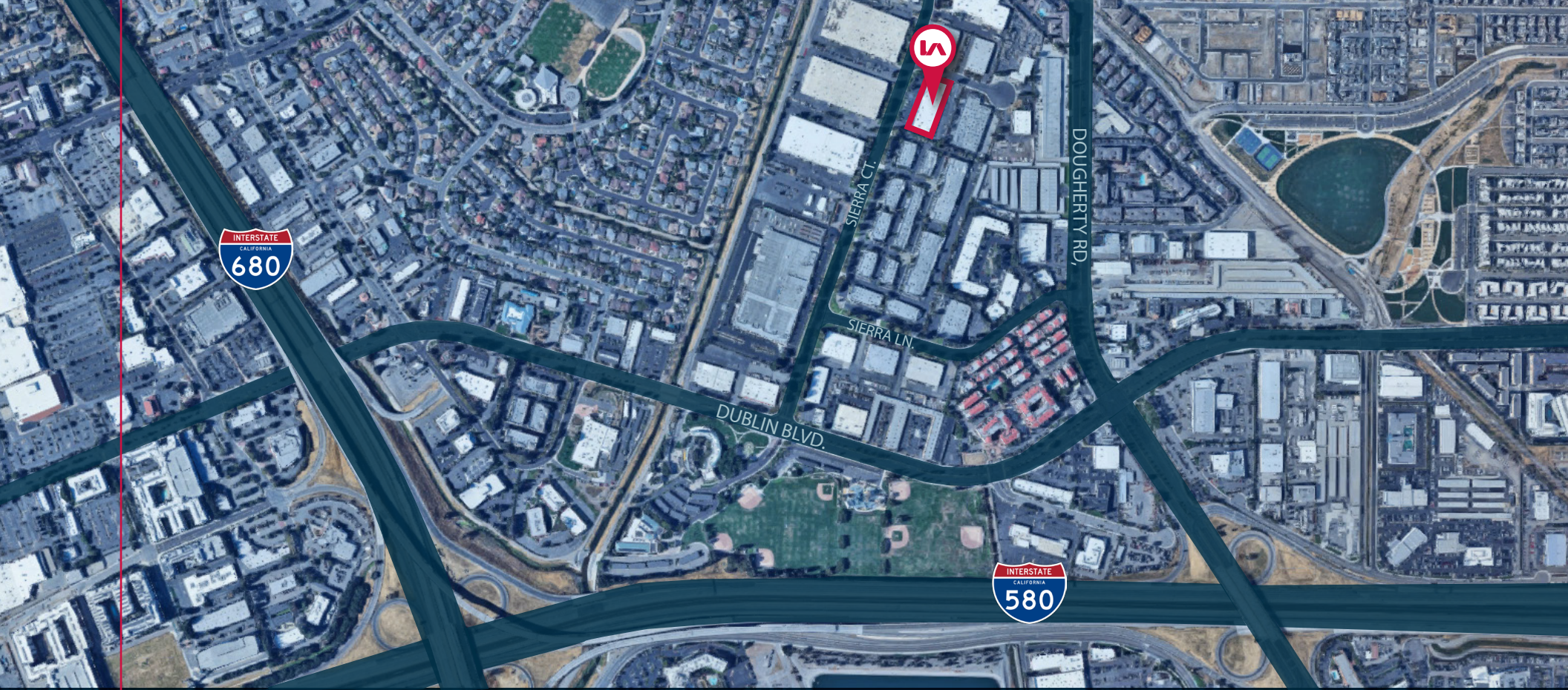
EAST INDUSTRIAL BAY



FOR SUBLEASE ±5,160 SF OFFICE/WAREHOUSE

6805 SIERRA COURT, UNIT B, DUBLIN, CA 94568

LOCAL EXPERTISE. INTERNATIONAL REACH. WORLD CLASS.



PROPERTY HIGHLIGHTS



Property type: Office/Warehouse



Ample parking



Suite B ±5,160 SF
25% Office, 75% Warehouse



Close proximity to shops, restaurants & many amenities



6 Private Offices, open office area and break room



Easy access to I-580 & I-680



Two (2) private restrooms



Contact Broker for pricing information



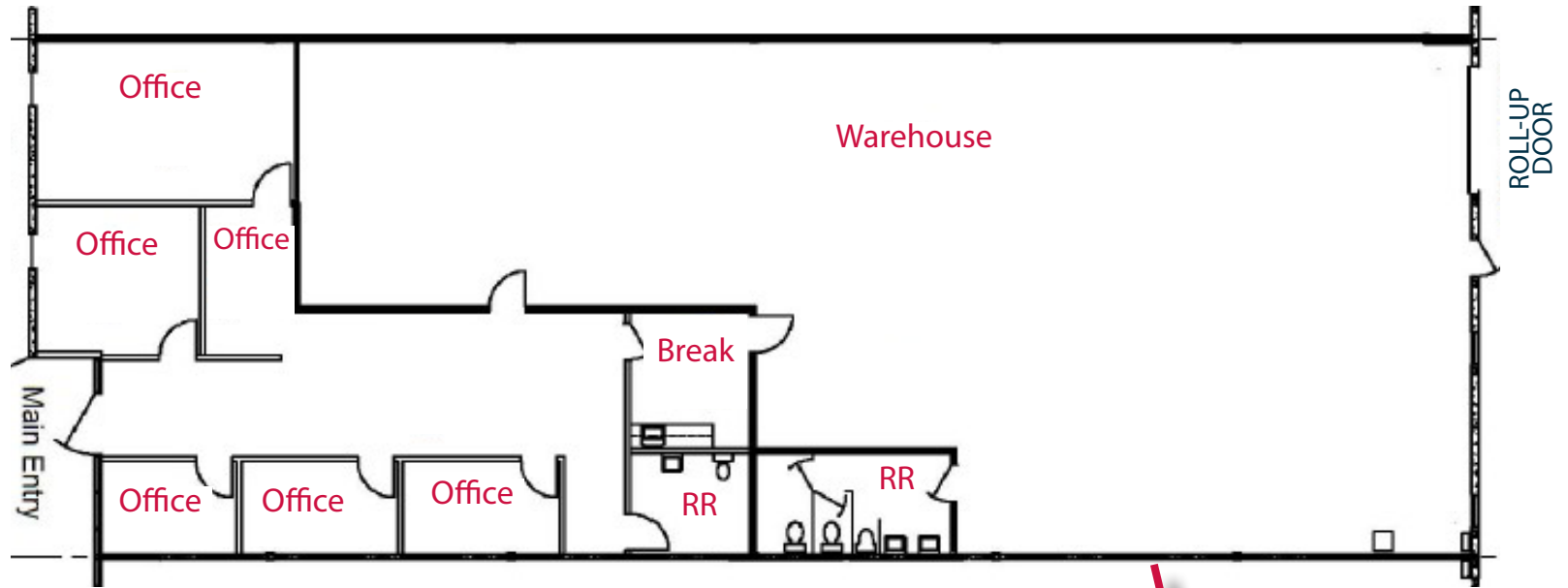
One (1) 12' X 14' roll up door



Lease expiration date:
January 31, 2028

6805 SIERRA COURT

Suite B: ±5,160 SF

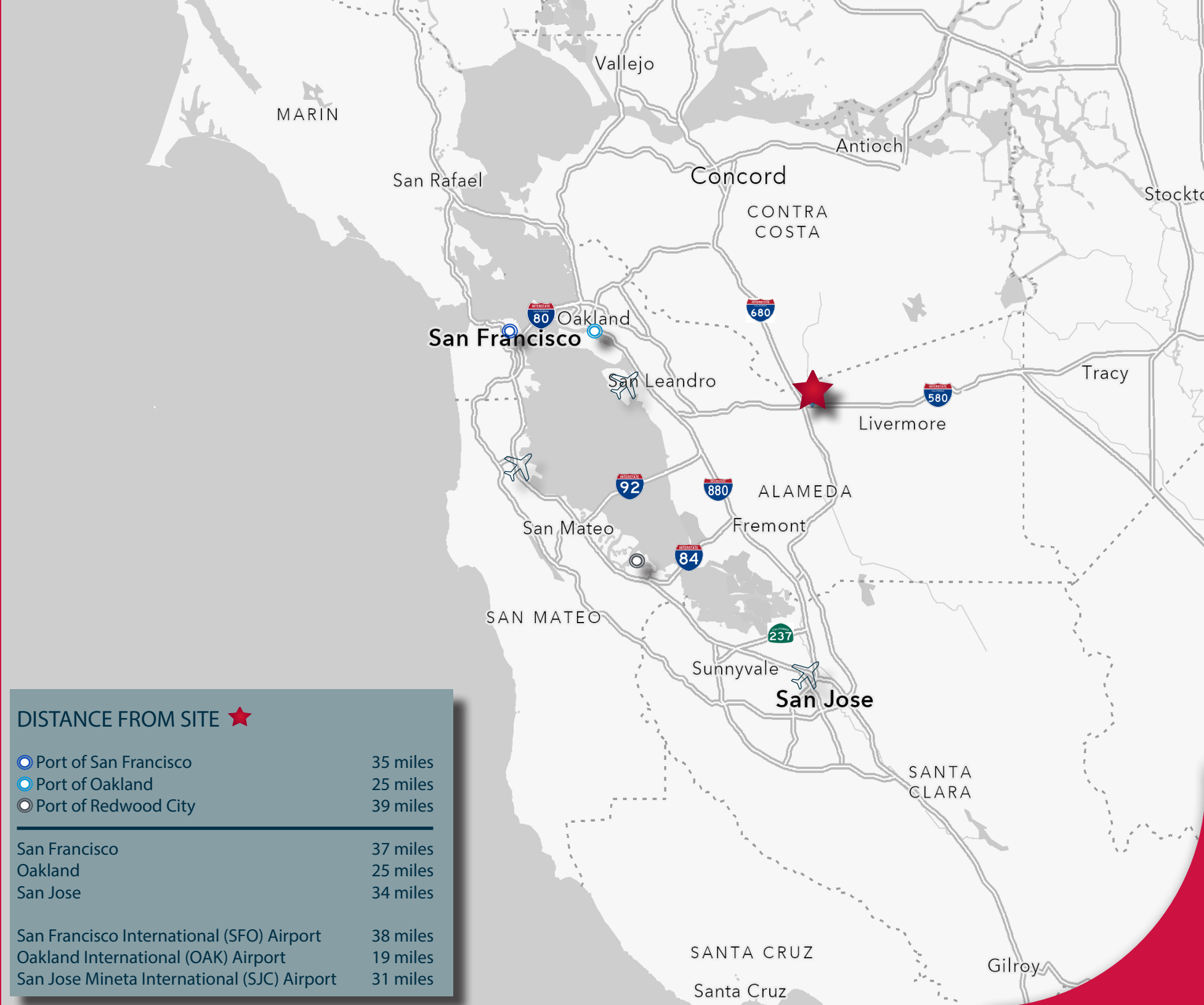


SITE PLAN & FLOOR PLAN

6805
SIERRA COURT

REGIONAL MAP

| DISTANCE FROM SITE ★ | |
|---|----------|
| ● Port of San Francisco | 35 miles |
| ● Port of Oakland | 25 miles |
| ○ Port of Redwood City | 39 miles |
| <hr/> | |
| San Francisco | 37 miles |
| Oakland | 25 miles |
| San Jose | 34 miles |
| <hr/> | |
| San Francisco International (SFO) Airport | 38 miles |
| Oakland International (OAK) Airport | 19 miles |
| San Jose Mineta International (SJC) Airport | 31 miles |



FOR SUBLEASE

± 5,160 SF OFFICE/WAREHOUSE

6805 SIERRA COURT, UNIT B | DUBLIN, CA 94568

Sean Offers, SIOR

Principal
soffers@lee-associates.com
925-737-4159
LIC NO 01858116