

RETAIL/FLEX SPACE FOR LEASE

Eastlake Centre

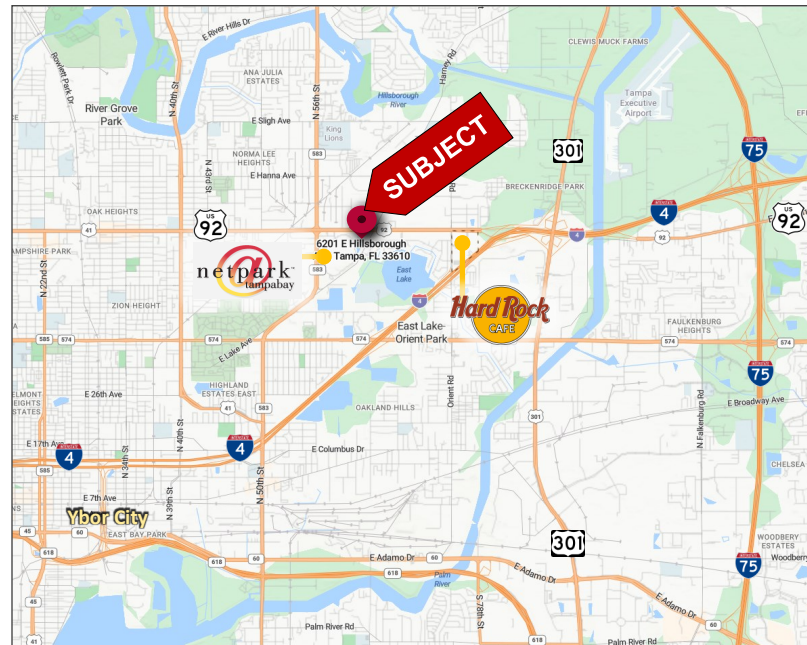
6201 – 6217 E Hillsborough Ave., Tampa, FL 33610



FEATURES

- ❖ 4,545 - 8,787 SF Retail/Office/Flex Space available
- ❖ Great visibility on high traffic road (45,500 AADT)
- ❖ Retail/office strip center approximately one mile West of the Hard Rock Casino with frontage on East Hillsborough Ave
- ❖ One mile West of I-4, with convenient access to I-275 and US Hwy 301
- ❖ Located at signalized intersection on E.Hillsborough Ave
- ❖ Pylon signage available
- ❖ Plenty of parking: 7 per 1,000 SF
- ❖ Situated adjacent to NetPark, a one million SF office park with over 5,000 employees
- ❖ 2026 Pass-Thru Expenses: \$9.50/SF
- ❖ **Lease Rate: \$12.00/SF NNN**

LOCATION MAP



Elliott M. Ross, CCIM
O: 813.755.6700
C: 727.639.3800
elliottross@rossrealty.com

Chris Shryock
O: 813.755.6700
C: 727.412.5166
chris@rossrealty.com

ROSS REALTY GROUP, INC.
Westshore Square
4600 W. Cypress St., Suite 525
Tampa, FL 33607



RETAIL/FLEX SPACE FOR LEASE

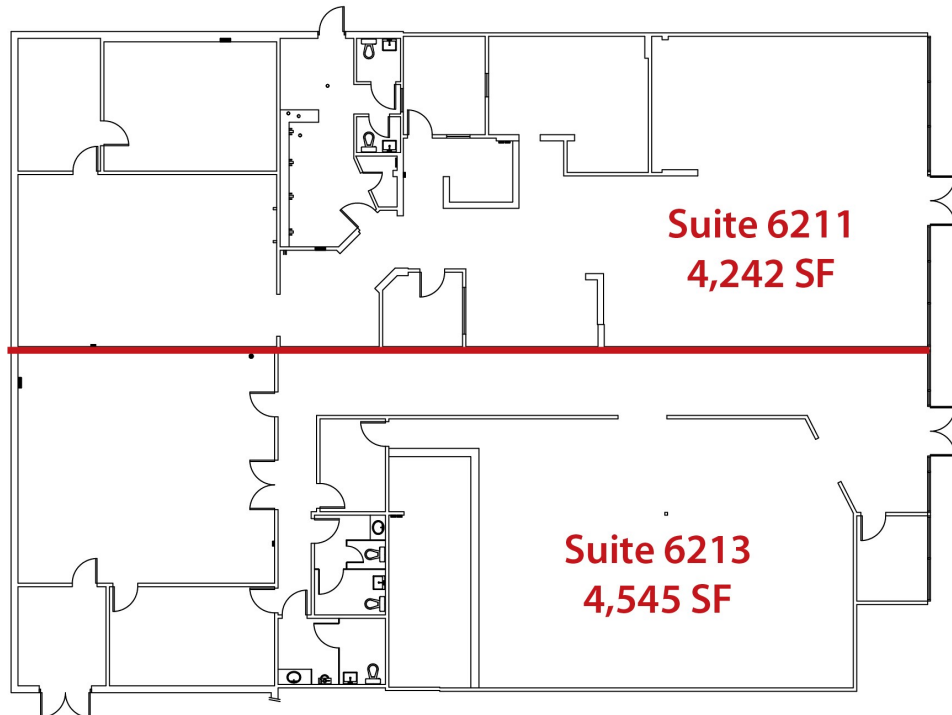
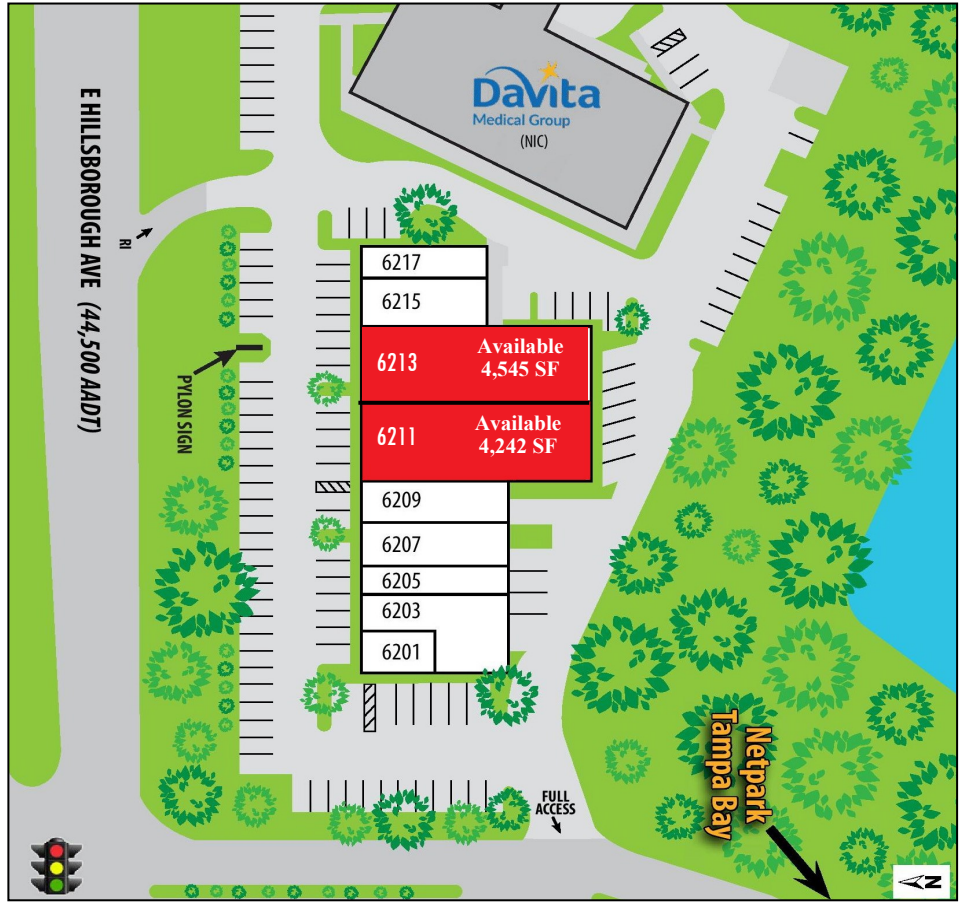
Eastlake Centre

6201 – 6217 E Hillsborough Ave., Tampa, FL 33610

2025 DEMOGRAPHICS

	1-mile	3-mile	5-mile
Population	1,263	77,402	235,117
Total Households	445	28,394	89,206
Average HH Income	\$85,484	\$74,142	\$88,398
Median Age	38.9	34.9	35.2

SITE PLAN



Any information given herein is obtained from sources considered reliable. However, we are not responsible for misstatement of facts, errors, omissions, prior sale, withdrawal from market, modification of mortgage commitment, terms and considerations, or change in price without notice. The information supplied herein is for informational purposes only and shall not contain a warranty or assurance that said information is correct. Any person intending to rely upon the information supplied herein should verify said information independently.