

# INDUSTRIAL PROPERTY FOR LEASE

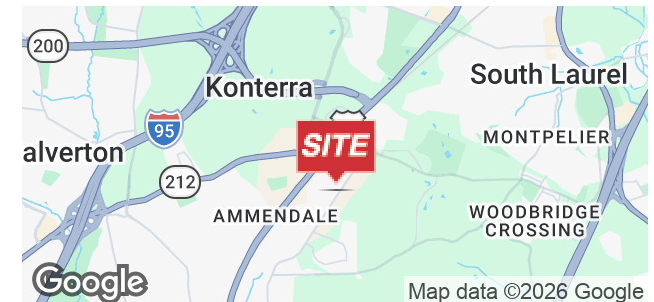


## 12000-12038 OLD BALTIMORE PIKE

Beltsville, MD 20705

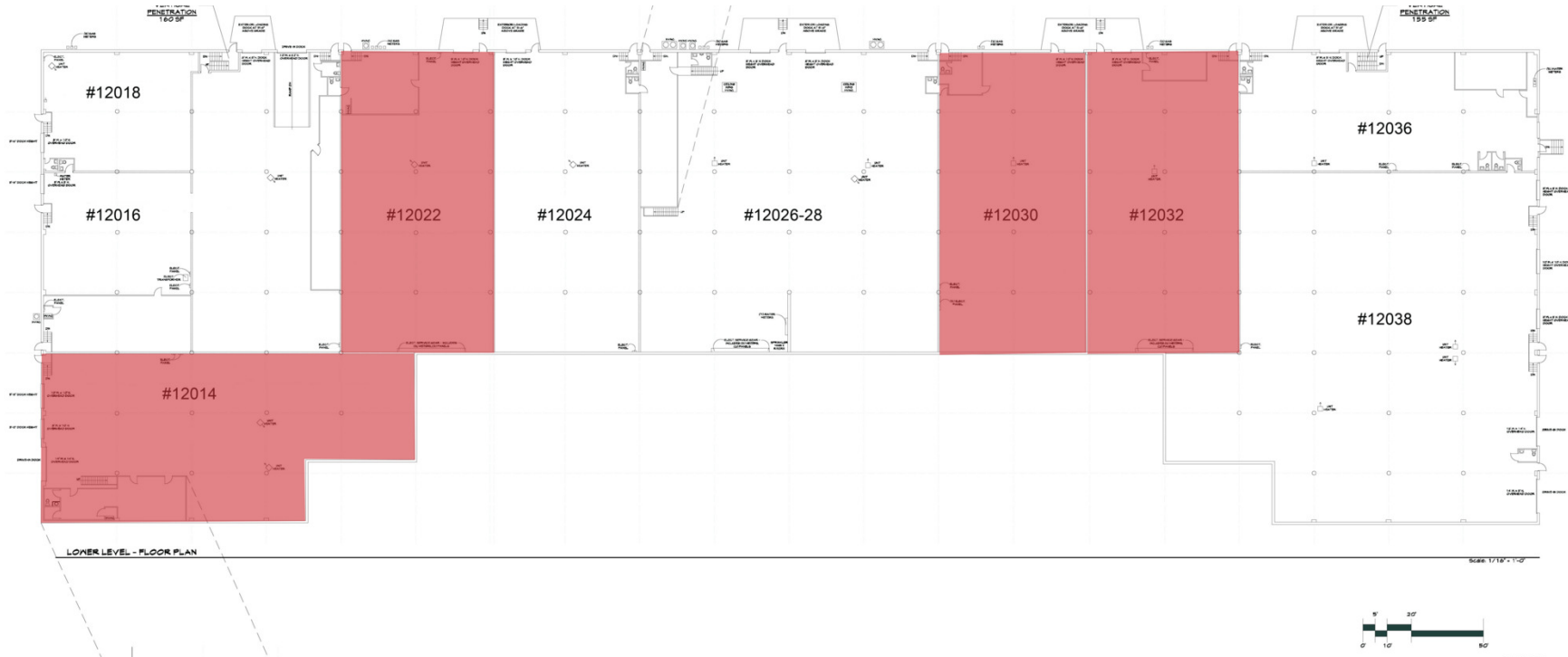
### PROPERTY HIGHLIGHTS

- Industrial suites ranging from 8,000± SF up to 16,043± SF available
- 18' clear ceiling height
- Fully sprinklered
- Ample parking
- Zoned IH (Heavy Industrial)
- Close to major highways, including the Capital Beltway (I-495/I-95), the Baltimore-Washington Parkway (Route 295), the Intercountry Connector (ICC 200) and Route 1



**PETER BURLEIGH**  
301.918.2913  
pburleigh@naimichael.com

**BRADY THOMPSON**  
301.918.2912  
bthompson@naimichael.com

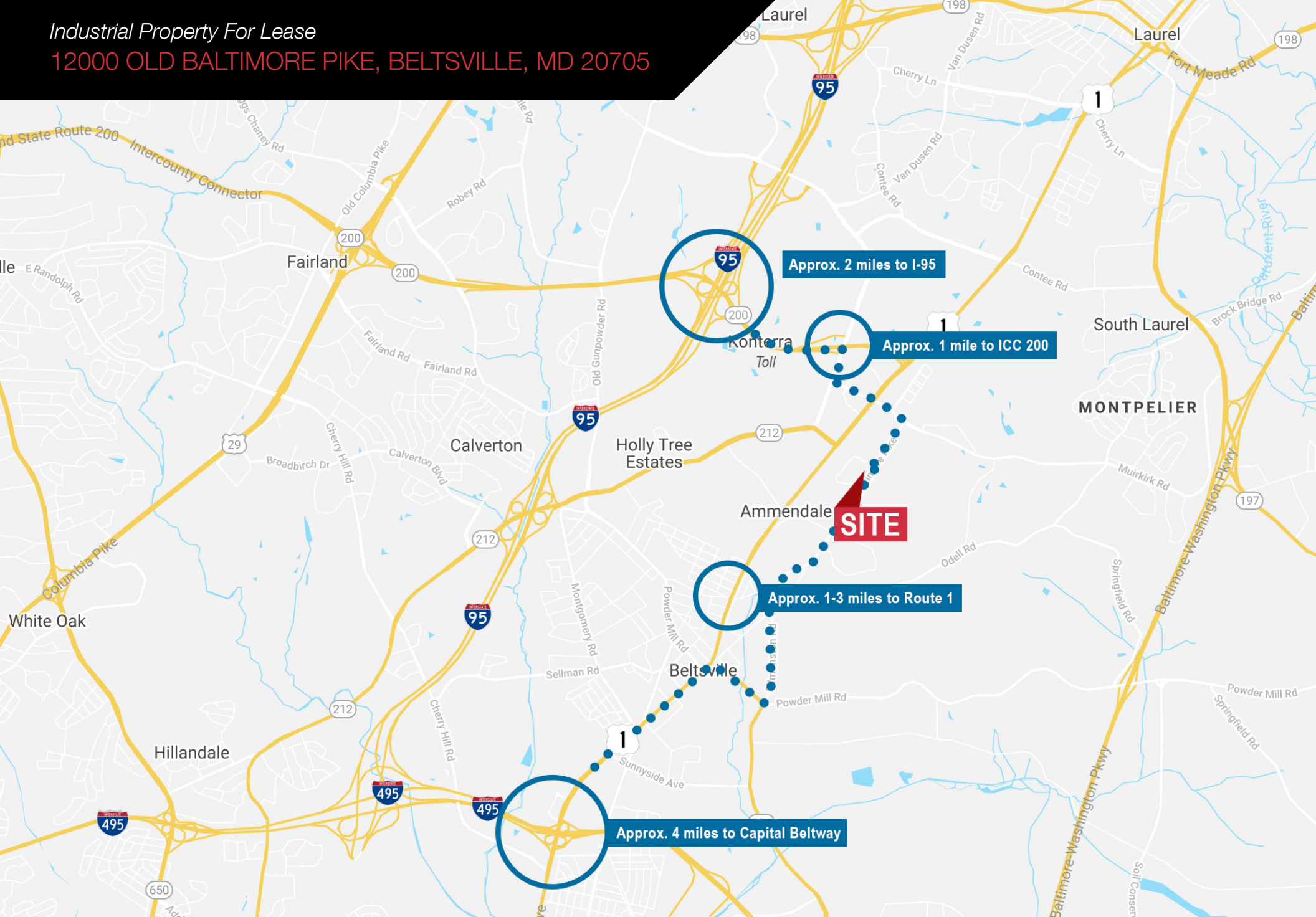


**AVAILABLE SPACES**

SUITE	SIZE	DESCRIPTION
■ 12014 Old Baltimore Pike (Lower Level)	9,874 SF NNN	2 docks, 1 drive-in / 1,027± SF office
■ 12022 Old Baltimore Pike (Lower Level)	8,035 SF NNN	1 loading dock / 909± SF office
■ 12030 Old Baltimore Pike (Lower Level)	8,000 SF NNN	1 dock / 376± SF office
■ 12032 Old Baltimore Pike (Lower Level)	8,043 SF Avail. 7/1/26	1 dock / 384± SF office

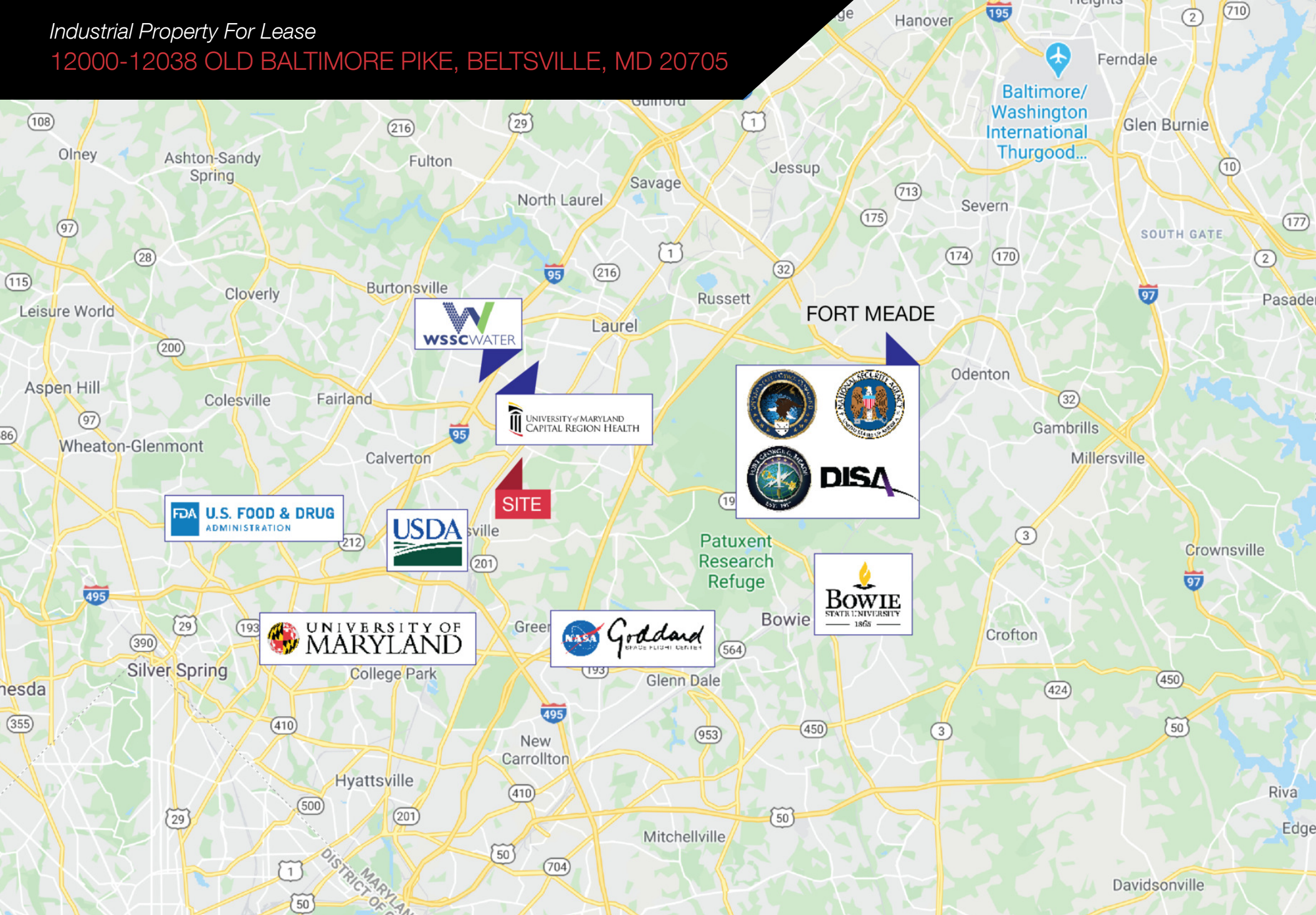
# Industrial Property For Lease

## 12000 OLD BALTIMORE PIKE, BELTSVILLE, MD 20705



# Industrial Property For Lease

## 12000-12038 OLD BALTIMORE PIKE, BELTSVILLE, MD 20705



PETER BURLEIGH

301.918.2913 | pburleigh@naimichael.com

BRADY THOMPSON

301.918.2912 | bthompson@naimichael.com

The information contained herein has been given to us by the owner of the property or other sources we deem reliable. We have no reason to doubt its accuracy, but we do not guarantee it. Floor plans, site plans and other graphic representations of this property have been reduced and reproduced, and are not necessarily to scale. All information should be verified prior to purchase or lease.