

+ 10,900 SF INDUSTRIAL SPACE



FOR SUBLEASE

Available 08/01/2026

1280 N MELROSE DR | VISTA, CA 92083

FOR INFORMATION
PLEASE CONTACT

JIM BENSON
760.822.7428
jim.benson@kidder.com
LIC N° 01204845

Building Highlights

Address 1280 N Melrose Drive, Vista, CA, 92083

10,900 SF warehouse building with 900 SF office space

Ceiling height 21'

Four (4) dock high doors

One (1) grade level door

Zoning SP-8 (Limited outdoor storage)

Potential for 8,500 SF outdoor storage yard

Sublease available August 1, 2026

Sublease expires June 8, 2027

\$12,500

LEASE RATE / MO

\$1.15/SF

LEASE RATE (GROSS)

JIM BENSON

760.822.7428 | jim.benson@kidder.com LIC N° 01204845

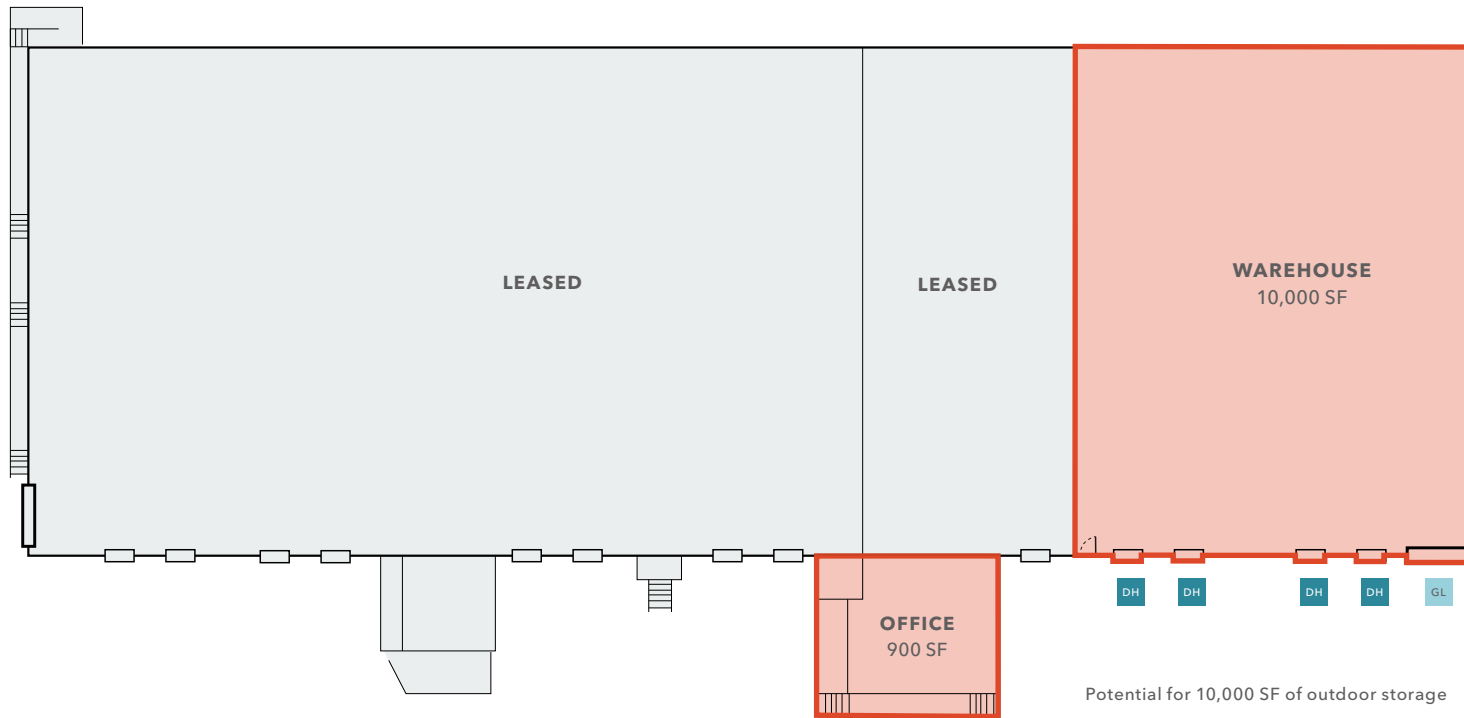


KIDDER.COM

This information supplied herein is from sources we deem reliable. It is provided without any representation, warranty, or guarantee, expressed or implied as to its accuracy. Prospective Buyer or Tenant should conduct an independent investigation and verification of all matters deemed to be material, including, but not limited to, statements of income and expenses. Consult your attorney, accountant, or other professional advisor. All Kidder Mathews designs are the sole property of Kidder Mathews. Branded materials and layouts are not authorized for use by any other firm or person.



FLOOR PLAN



10,000 SF

WAREHOUSE

900 SF

OFFICE

8/01/2026

AVAILABLE

For information
please contact

JIM BENSON

760.822.7428

jim.benson@kidder.com

LIC N° 01204845

DH Dock high Door

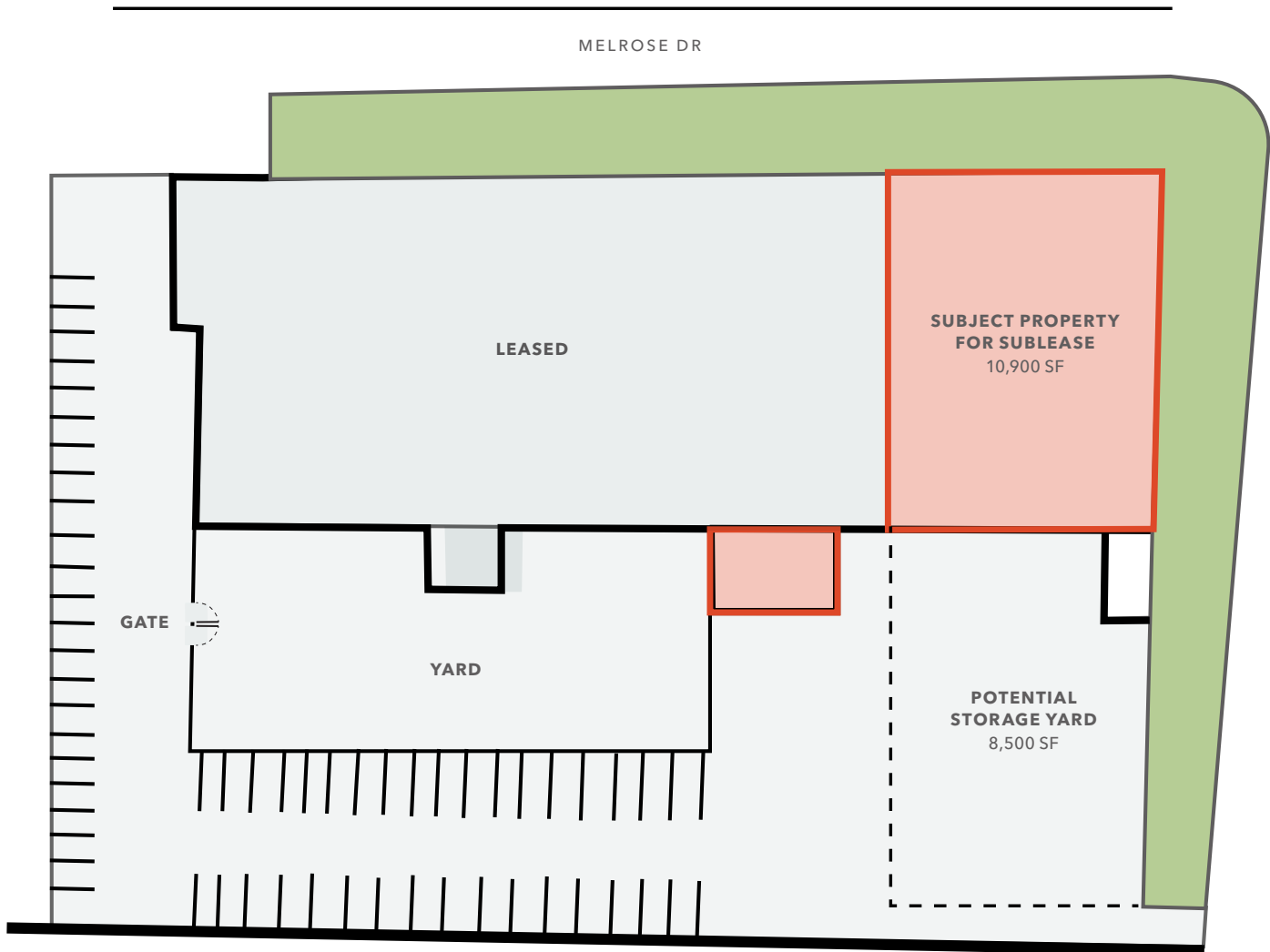
GL Grade Level Door

* Not to scale. Buyer to verify.

KIDDER.COM

This information supplied herein is from sources we deem reliable. It is provided without any representation, warranty, or guarantee, expressed or implied as to its accuracy. Prospective Buyer or Tenant should conduct an independent investigation and verification of all matters deemed to be material, including, but not limited to, statements of income and expenses. Consult your attorney, accountant, or other professional advisor. All Kidder Mathews designs are the sole property of Kidder Mathews. Branded materials and layouts are not authorized for use by any other firm or person.

SITE PLAN



8,500 SF

POTENTIAL STORAGE YARD

\$12,500

LEASE RATE / MO

\$1.15/SF

LEASE RATE (GROSS)

For information
please contact

JIM BENSON

760.822.7428

jim.benson@kidder.com

LIC N° 01204845

KIDDER.COM

This information supplied herein is from sources we deem reliable. It is provided without any representation, warranty, or guarantee, expressed or implied as to its accuracy. Prospective Buyer or Tenant should conduct an independent investigation and verification of all matters deemed to be material, including, but not limited to, statements of income and expenses. Consult your attorney, accountant, or other professional advisor. All Kidder Mathews designs are the sole property of Kidder Mathews. Branded materials and layouts are not authorized for use by any other firm or person.



15 MIN

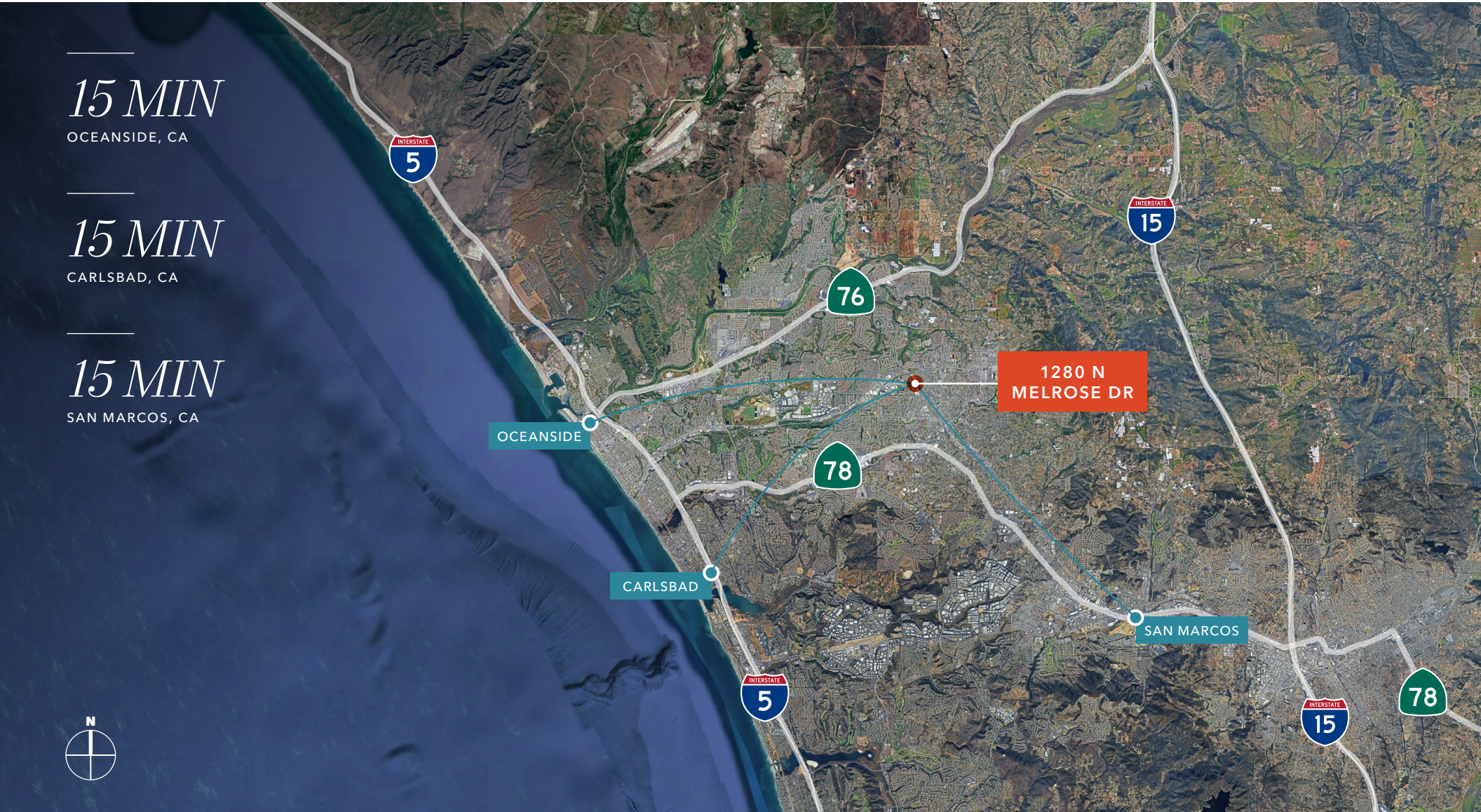
OCEANSIDE, CA

15 MIN

CARLSBAD, CA

15 MIN

SAN MARCOS, CA



KIDDER.COM

This information supplied herein is from sources we deem reliable. It is provided without any representation, warranty, or guarantee, expressed or implied as to its accuracy. Prospective Buyer or Tenant should conduct an independent investigation and verification of all matters deemed to be material, including, but not limited to, statements of income and expenses. Consult your attorney, accountant, or other professional advisor. All Kidder Mathews designs are the sole property of Kidder Mathews. Branded materials and layouts are not authorized for use by any other firm or person.

