

6TH FLOOR SUITE 600

AVAILABLE NOW | SPEC SUITE | ±42,000 SF




VIRTUAL TOUR



Elevate Your Work Environment: Premier Lab And Office Suites



FLEXIBLE LABS



QUALITY FINISHES



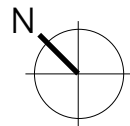
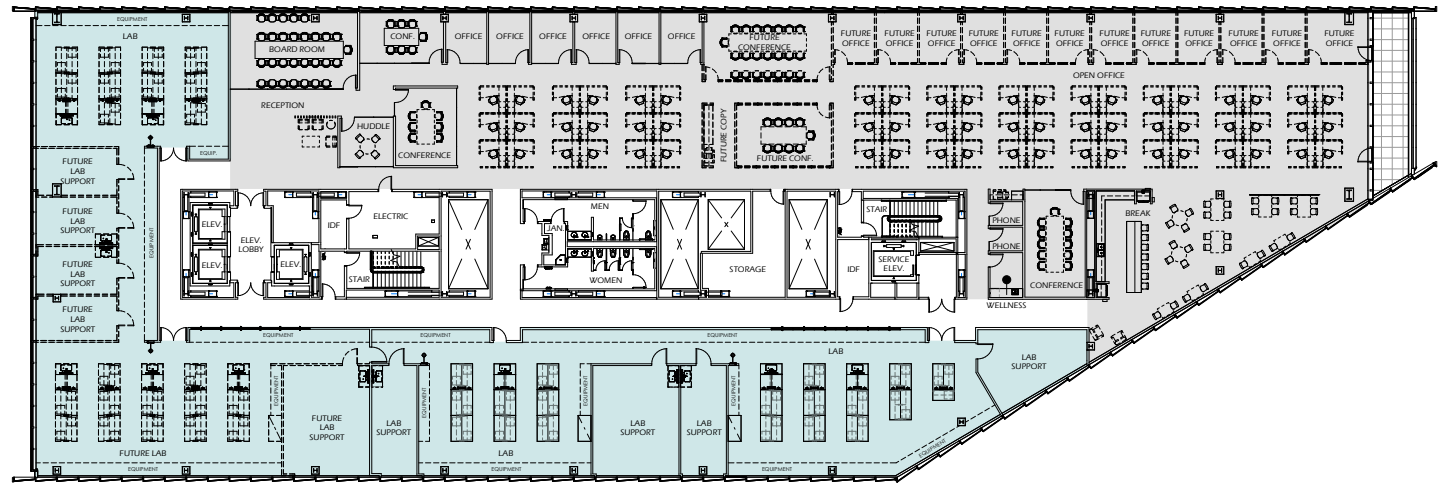
GREAT VIEWS

LAB

- BSL2 - Single Pass Air
- 80 Knee Hole Stations
- 9 Lab Support Rooms
- 6 Ft. Chemical Fume Hoods
- Emergency Showers
- Direct Service Elevator Access
- Dedicated Storage

OFFICE

- 63 Workstations
- 19 Private Offices
- (1) 29 Person Board Room
- (4) Conference Rooms
- (1) Huddle Room
- (2) Phone Rooms
- (1) Mothers/Wellness Room
- Break room with Appliances
- IT Closet
- Copy Area
- Reception Area



— Spec - - - - Future Build