



10,216 SF - 47,067 SF
RETAIL/OFFICE FOR LEASE

BASE BUILDING FINISHES

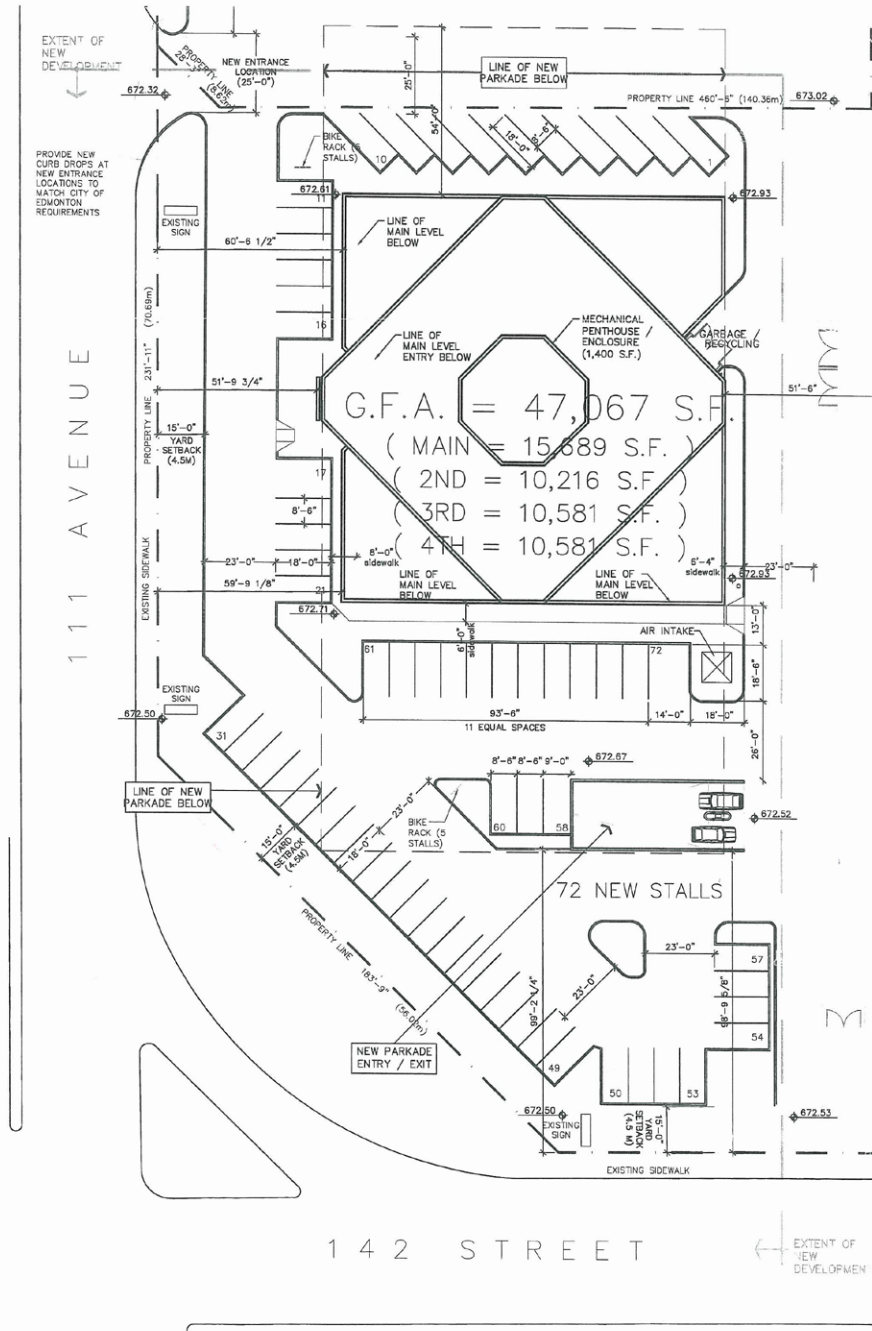
- Great mix of residential and business in the area
- Easy access to the West end and Yellowhead Trail
- Incredible signage opportunities
- Great on site parking and drive through opportunities
- Traffic Flow: 142 Street - 16,400 VPD
111 Avenue - 31,700 VPD
- 50,000 people within 3 miles

Dustin Bateyko
Associate Partner
780 702 4257
dutsin.bateyko@cwedm.com



Suite 2700, TD Tower
10088 102 Avenue
Edmonton, AB T5J 2Z1
www.cwedm.com

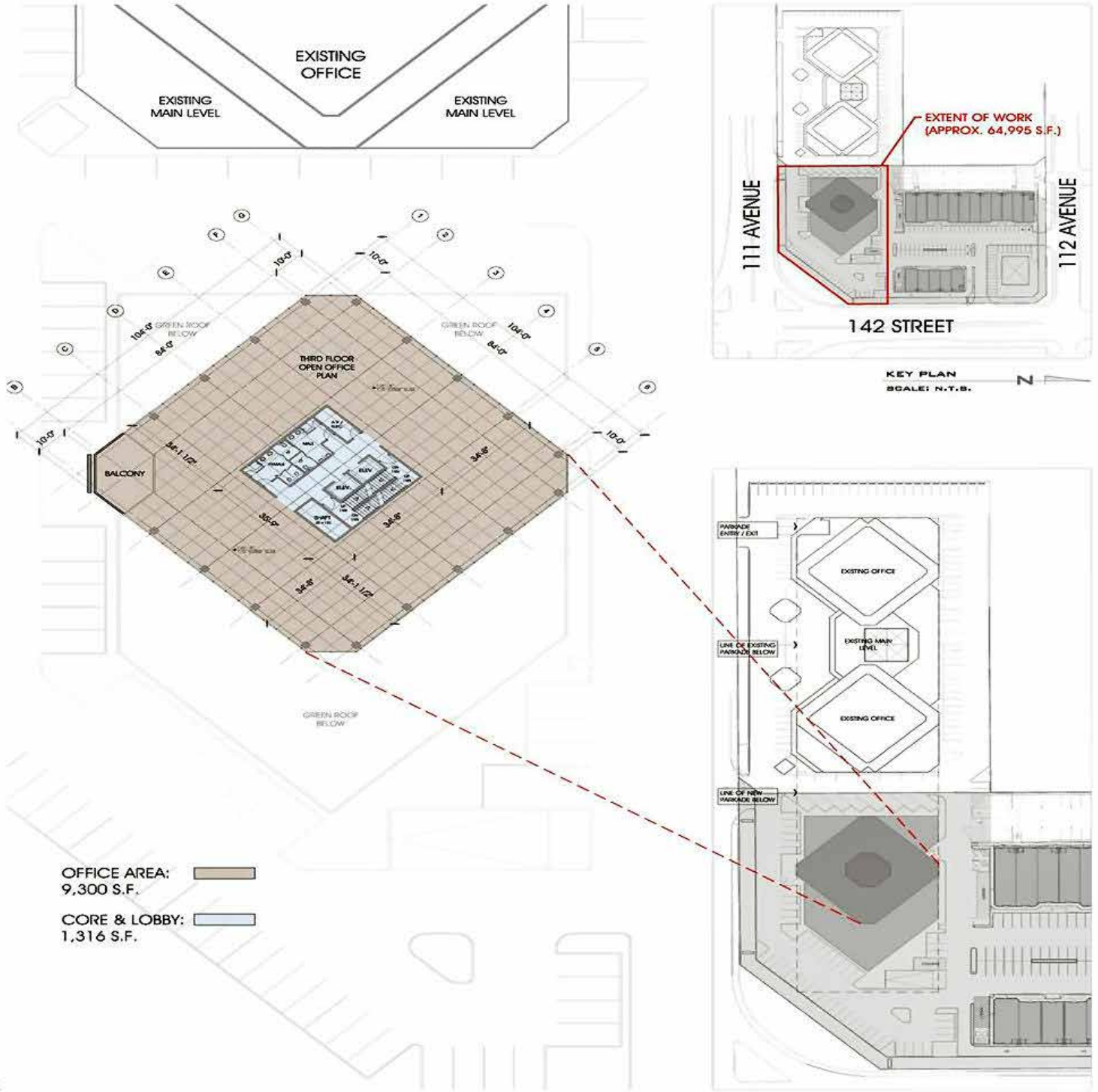
MAIN FLOOR PLAN



Dustin Bateyko
Associate Partner
780 702 4257
dutsin.bateyko@cwedm.com

Suite 2700, TD Tower
10088 102 Avenue
Edmonton, AB T5J 2Z1
www.cwedm.com

THIRD FLOOR

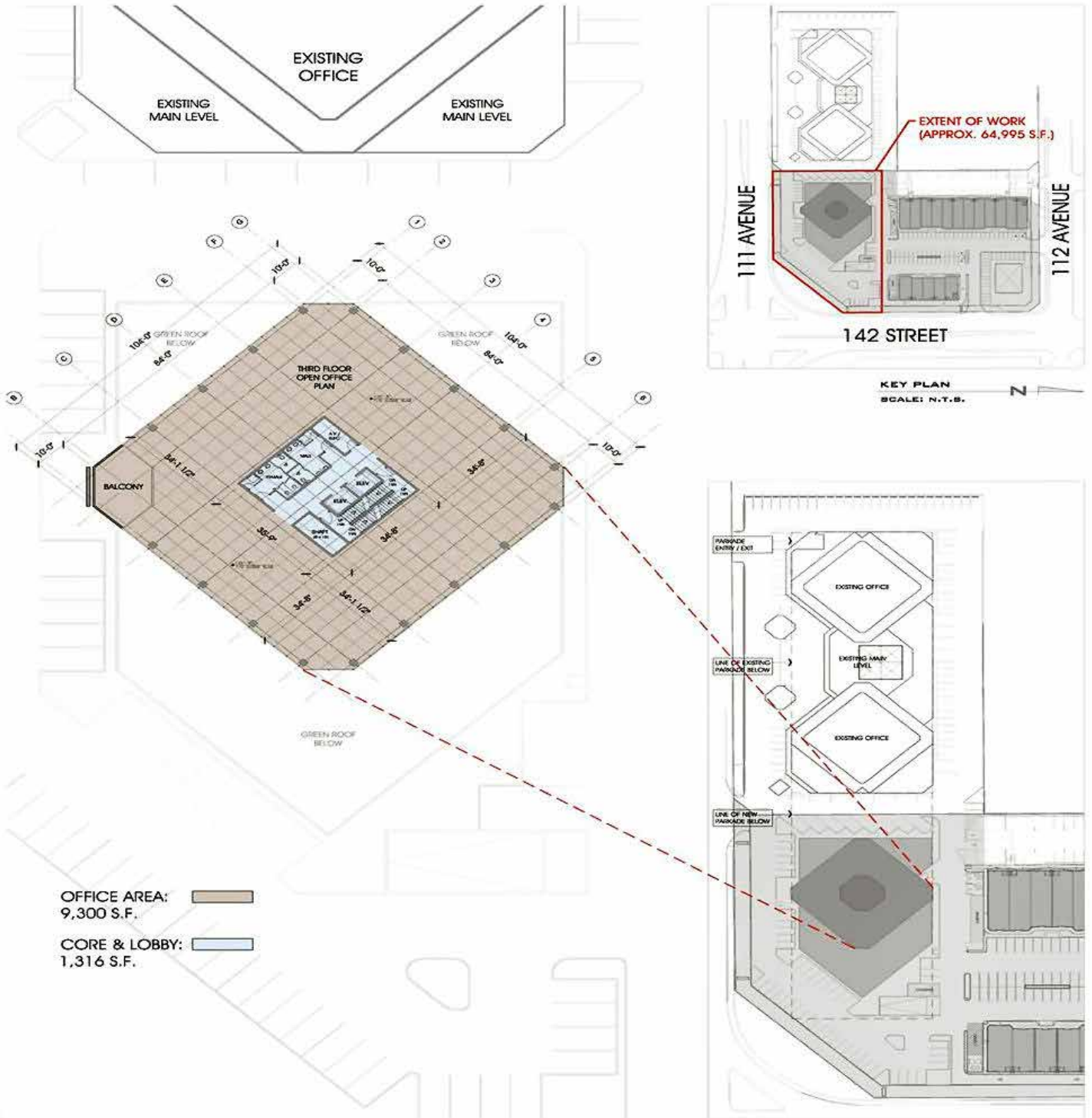


Dustin Bateyko
Associate Partner
780 702 4257
dutsin.bateyko@cwedm.com

Suite 2700, TD Tower
10088 102 Avenue
Edmonton, AB T5J 2Z1
www.cwedm.com

Cushman & Wakefield Copyright 2015. No warranty or representation, express or implied, is made to the accuracy or completeness of the information contained herein, and same is submitted subject to errors, omissions, change of price, rental or other conditions, withdrawal without notice, and to any special listing conditions imposed by the property owner(s). As applicable, we make no representation as to the condition of the property (or properties) in question.
Oct. 21 2019 (coronation corner)

FOURTH FLOOR



Dustin Bateyko
Associate Partner
780 702 4257
dutsin.bateyko@cwedm.com

Suite 2700, TD Tower
10088 102 Avenue
Edmonton, AB T5J 2Z1
www.cwedm.com

SITE PLAN

CITY MAP



Dustin Bateyko
Associate Partner
780 702 4257
dutsin.bateyko@cwedm.com

Suite 2700, TD Tower
10088 102 Avenue
Edmonton, AB T5J 2Z1
www.cwedm.com