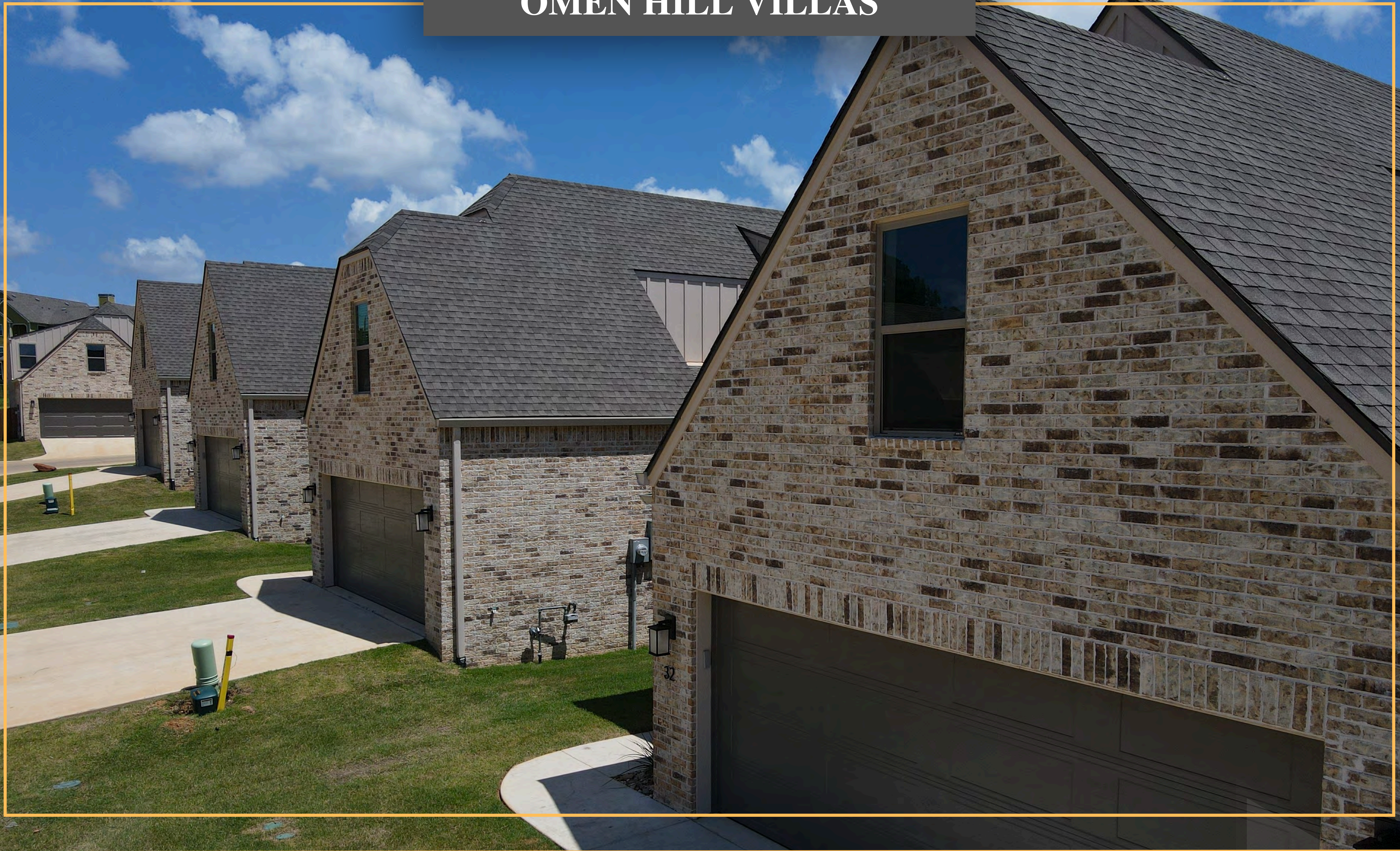


OMEN HILL VILLAS



Jeremy Caruthers
Senior Vice President
jeremy@draketexas.com
903.630.0582



DRAKE
REAL ESTATE & INVESTMENTS

3-Home Package

\$1,048,500

4344 MacNab Dr
Tyler, TX 75707



OFFER SUBMISSIONS

Buyers can purchase more than three homes.

Pricing: \$349,500 / Home.

Offers should be presented in the form of a non-binding Letter of Intent, spelling out the significant terms and conditions of purchaser's offers including, but not limited to:

- (1) Asset Pricing
- (2) Due Diligence and Closing Time Frame
- (3) Earnest Money Deposit
- (4) Cash or Third-Party Financing
 - *NO SELLER FINANCE / CARRY*
- (5) Qualifications to Close

PROPERTY TOURS

Prospective purchasers will have the opportunity to visit the property via pre-scheduled property tours. These tours will include access to a representative sampling of unit(s) and access to common areas and other similar facilities. In order to accommodate the property's ongoing operations, visitation will require advance notice and scheduling through Drake.


EXECUTIVE SUMMARY



of Homes
3



Br / Ba
4 Br / 2.5 Ba



Year Built
2023 / 2024



SF Per Home
1,900 SF



Potential Net Operating Income
\$62,690



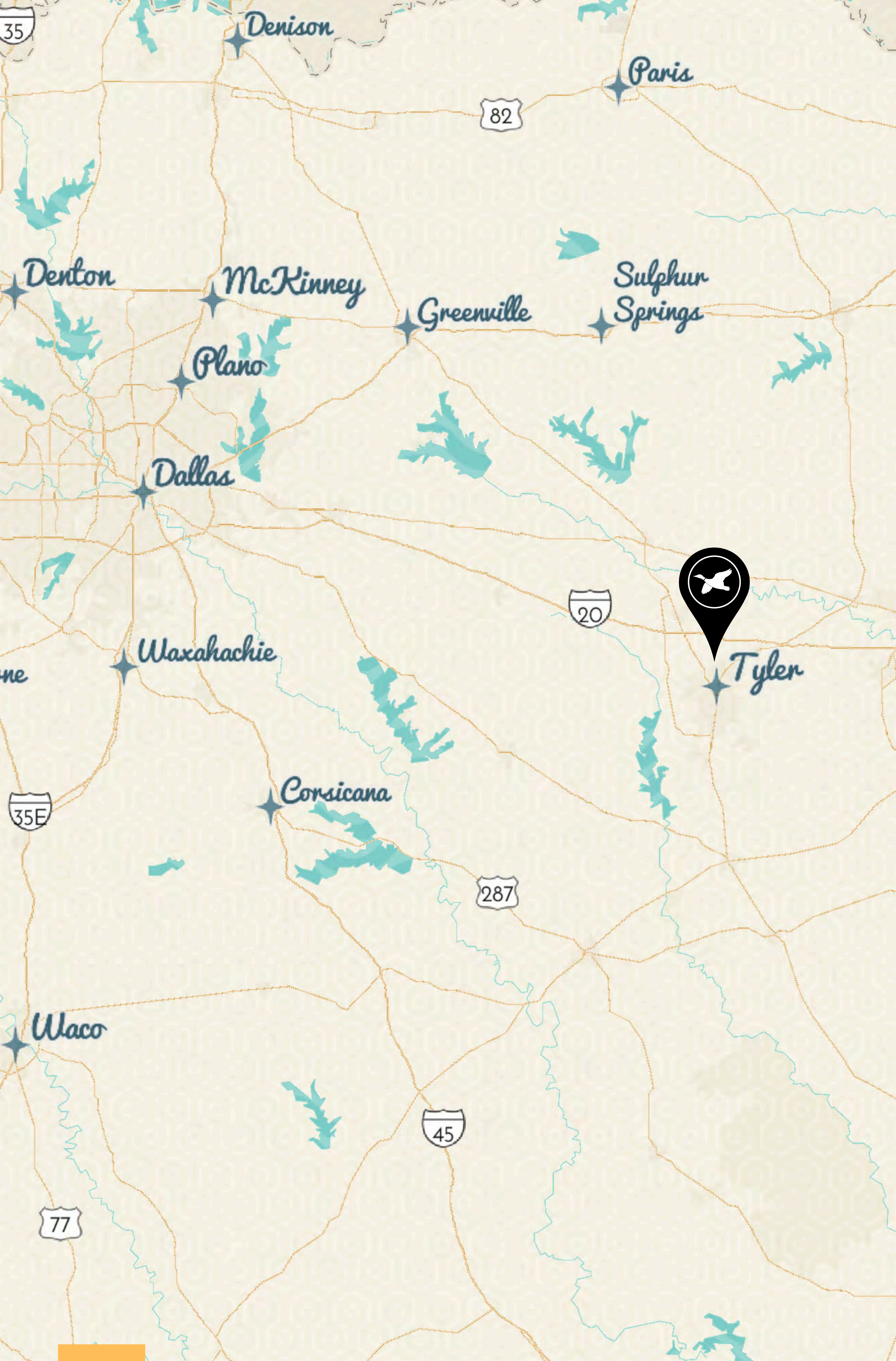
Capitalization Rate
5.97%



\$1,048,500

Table of Contents

Package Overview	5
Site Plan	6
Unit Floor Plan	9
Comparable Sales	12
Financial Details	13
Demographics	14
Retail Map	15



INVESTMENT HIGHLIGHTS

Strategically located in Southeast Tyler, Omen Hill Villas is situated less than 1.5 miles from the University of Texas at Tyler. Omen Hill Villas offers a newly constructed built-to-rent community featuring 32 high-quality homes, a dog park, and plenty of parking — all within gated security.

This package includes three single-family detached homes within the Omen Hill HOA, but investors are welcome to purchase more homes on a first-come, first-serve basis. Pricing should be determined by multiplying the per-home cost (\$349,500) by the amount of units desired (pending availability).

Utilities for each home are metered separately, including the master-controlled irrigation system in place. Tenants are responsible for their own utilities; lawn care and community upkeep are embedded in HOA dues.

Tyler has a GDP of \$13 billion and is expected to increase its economic gain by \$2 billion over the next 5 years, with job growth outpacing the nation at about 2% per year through 2028 (Perryman's Report). UT Tyler's \$308 million Medical Education Building is underway and projected to add over 16,000 jobs to the immediate area, with completion set for fall 2025.

Area demographics include a \$96,000+ average household income and a \$298,604 average home value within a 5-mile radius of Omen Hill Villas.

PACKAGE OVERVIEW

PROPERTY DETAILS

CAD ID (Smith County)	R144266
Zoning	Outside City Limits; QOZ
ISD	Chapel Hill
Units	3 Homes
Bedroom / Bathroom	4 Br / 2.5 Ba + 2-Car Garage
Per Unit SF	1,900 SF
Per Unit Lot Size	~ 3,600 SF
Year Built	2023 / 2024

FINANCIAL DETAILS

Market Rent / Month / Home	\$2,495
Rent / SF / Month	\$1.31
Potential NOI Per Home	\$20,897
Price Per Home	\$349,500
Potential NOI Per 3 Homes	\$62,690
Price Per 3 Homes	\$1,048,500
Capitalization Rate	5.97%

OPERATIONAL DETAILS

Water/Sewage, Electric, Gas	Individually Metered
Irrigation	Master Control; Individually Metered
Pets	Allowed; Pet Fees
Management	Drake Management Services



SITE PLAN



COMMUNITY FEATURES

Central Individually Keyed Mailbox

Gated Neighborhood

Master Irrigation

Dog Park

BUILD SPECS

Concrete Foundation

Wood Framing

Brick Exterior

Composite Shingle Roof

Energy Efficient

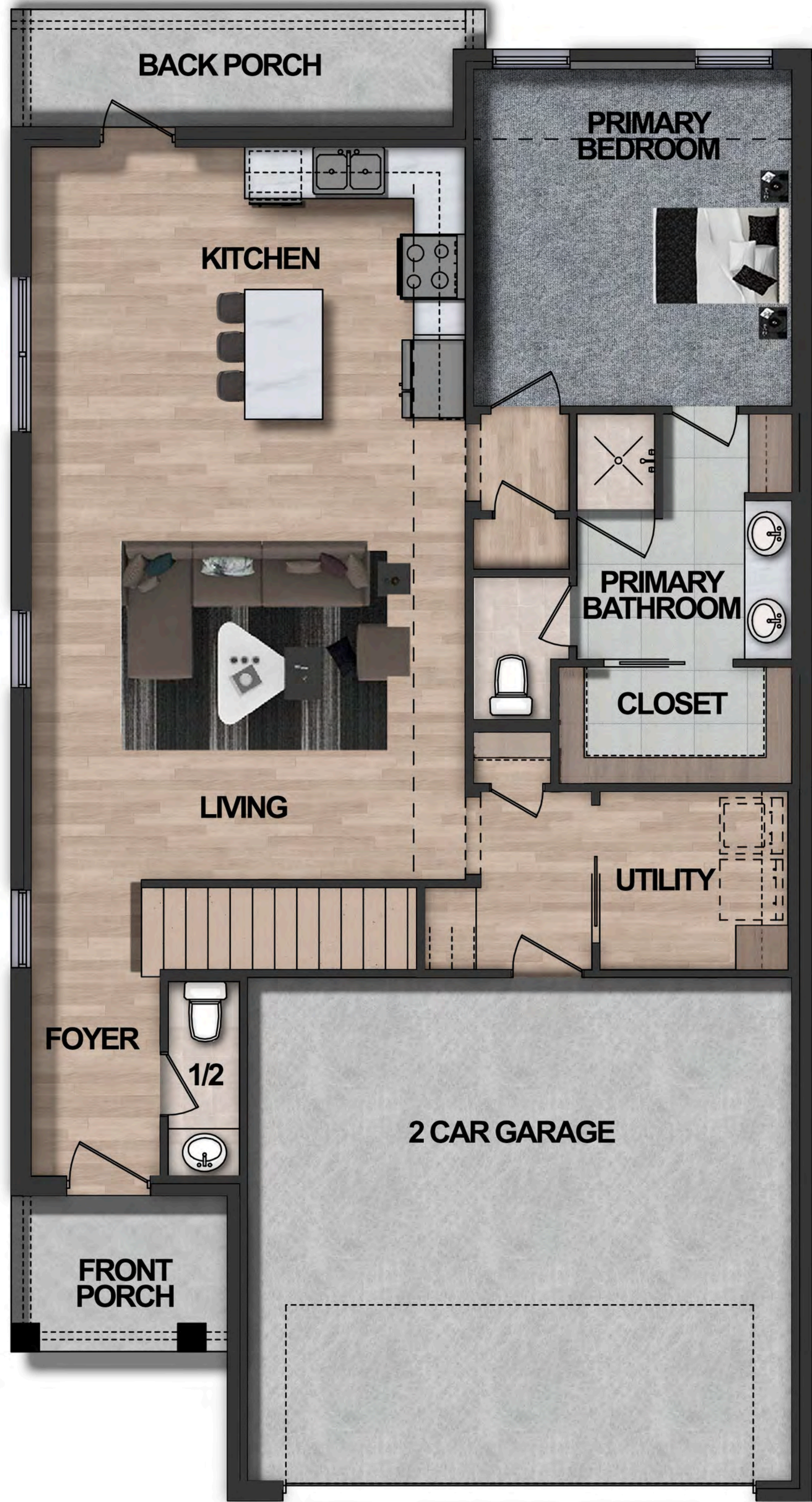
EXTERIOR PHOTOS



EXTERIOR PHOTOS



UNIT FLOOR PLAN



FIRST STORY



SECOND STORY

UNIT FEATURES

Central Heat & Air

Granite & Quartz Countertops

Stainless Steel Kitchen Appliances

Washer & Dryer

2 Car Garage

Spray Foam Insulation

Fully Fenced-In Backyard

Covered Patio

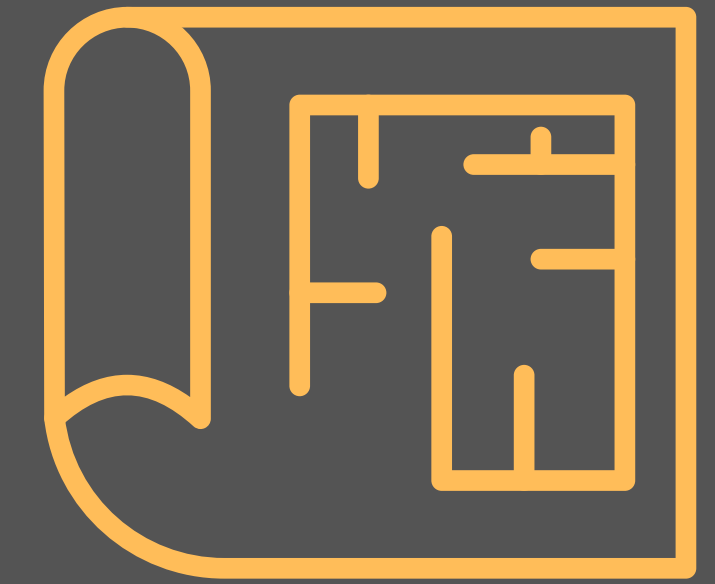
INTERIOR PHOTOS



INTERIOR PHOTOS



COMPARABLE SALES



Property Address

3129 Royal Court Rd, Tyler, TX

3199 Royal Court Rd, Tyler, TX

3109 Royal Court Rd, Tyler, TX

11524 CR 219, Tyler, TX

Distance From Omen Hill Villas

~ 3 Miles

~ 3 Miles

~ 3 Miles

~ 3 Miles

Bedroom / Bath

3 Br / 2.5 Ba

4 Br / 2.5 Ba

3 Br / 2.5 Ba

3 Br / 2.5 Ba

Garage

2 Car

2 Car

2 Car

2 Car

Square Feet

1,845 SF

1,920 SF

2,000 SF

1,765 SF

Year Built

2024

2024

2024

2023

ISD

Tyler

Tyler

Tyler

Chapel Hill

Date Sold

6/27/2024

7/2/2024

6/14/2024

7/26/2024

Sold Price

\$347,000

\$359,900

\$379,200

\$360,000

Sold Price / SF

\$188.51 / SF

\$187.45 / SF

\$189.60 / SF

\$205.01 / SF

Average Sold SF
1,880 SF



Average Sold Price / SF
\$192.38 / SF



Average Sold Price / Home
\$361,725

Monthly Unit Mix	Br / Ba	Lease Type	SF / Home	Market Rent / Month	Rent / Mo. / SF	Rent / Year	Rent / Year / SF
1 Home	4 / 2.5	One Year	1,900	\$2,495	\$1.31	\$29,940	\$15.76
3 Homes	4 / 2.5	One Year	5,700	\$7,485	\$1.31	\$89,820	\$15.76
6 Homes	4 / 2.5	One Year	11,400	\$14,970	\$1.31	\$179,640	\$15.76

Annual Property Operating Data	Pro Forma (Per Home)	Pro Forma (Three Homes)	Pro Forma (Six Homes)
Income			
Gross Potential Rent	\$29,940	\$89,820	\$179,640
Vacancy (4%)	(\$1,198)	(\$3,593)	(\$7,186)
Effective Rental Income	\$28,742	\$86,227	\$172,454
Total Other Income	-	-	-
Effective Gross Income (EGI)	\$28,742	\$86,227	\$172,454
Expenses			
Property Taxes (2024)	\$2,317	\$6,951	\$13,902
Insurance (2025)	\$1,300	\$3,899	\$7,798
Property Management (8%)	\$2,299	\$6,898	\$13,796
Repairs & Maintenance (4%)	\$1,150	\$3,449	\$6,898
HOA Fee	\$780	\$2,340	\$4,680
Total Expenses	\$7,846	\$23,537	\$47,075
Operating Expense Ratio (OER)	27.30%	27.30%	27.30%
Net Operating Income	\$20,897	\$62,690	\$125,380

DEMOGRAPHICS

POPULATION	3 MILE	5 MILE	10 MILE
------------	--------	--------	---------

Total Population	26,650	70,398	175,463
------------------	--------	--------	---------

Median Age	33.9	36.3	36.9
------------	------	------	------

HOUSEHOLD & INCOME	3 MILE	5 MILE	10 MILE
--------------------	--------	--------	---------

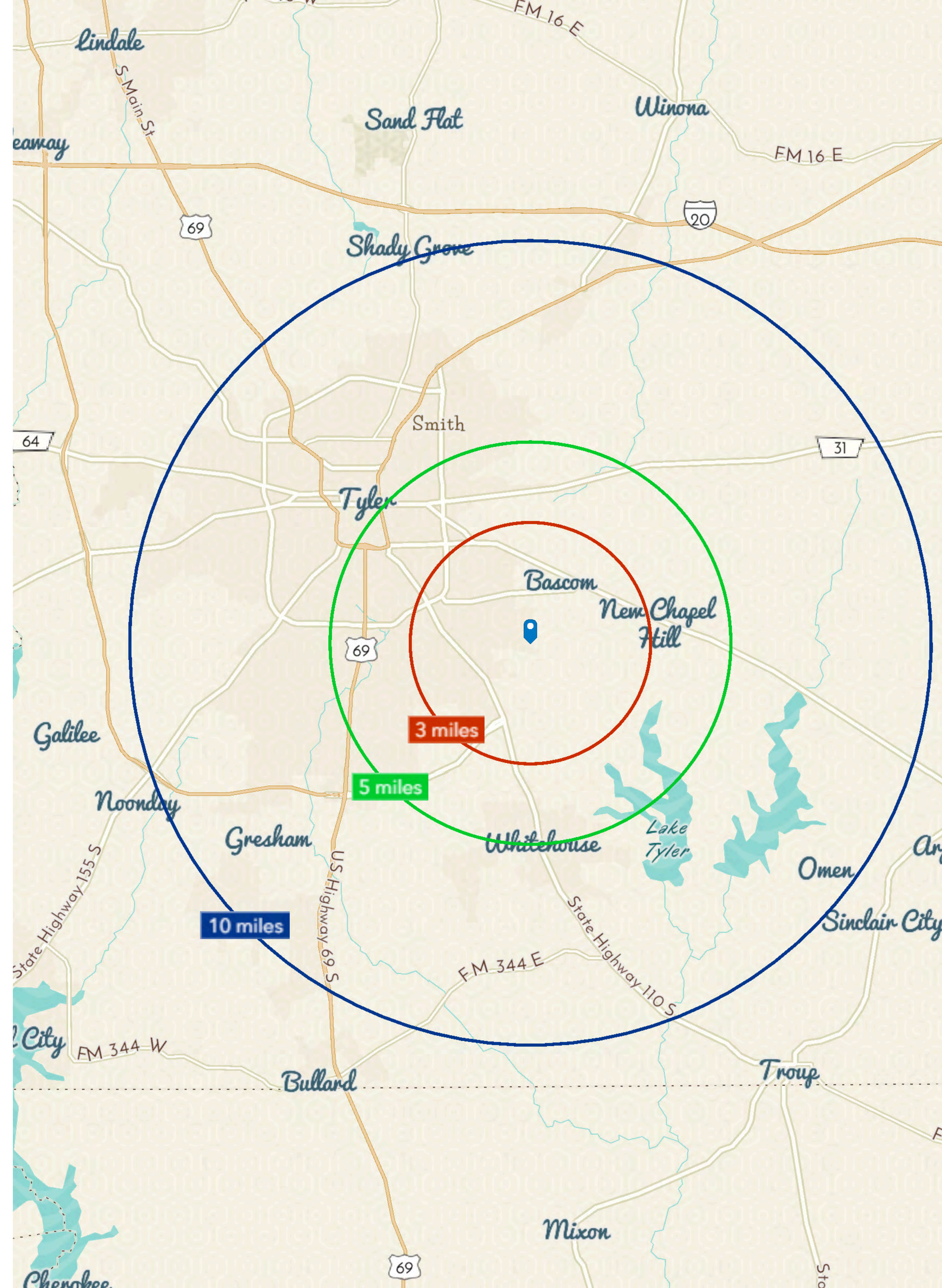
Total Households	11,064	28,467	67,271
------------------	--------	--------	--------

# of Persons per HH	2.3	2.4	2.6
---------------------	-----	-----	-----

Average HH Income	\$88,679	\$96,028	\$92,855
-------------------	----------	----------	----------

Average House Value	\$302,109	\$298,604	\$287,603
---------------------	-----------	-----------	-----------

Demographics data derived from Esri



RETAIL MAP



CONFIDENTIALITY & DISCLAIMER

All materials and information received or derived from Drake Real Estate & Investments, LLC its directors, officers, agents, advisors, affiliates and/or any third party sources are provided without representation or warranty as to completeness, veracity, or accuracy, condition of the property, compliance or lack of compliance with applicable governmental requirements, developability or suitability, financial performance of the property, projected financial performance of the property for any party's intended use or any and all other matters.

Neither Drake Real Estate & Investments, LLC its directors, officers, agents, advisors, or affiliates makes any representation or warranty, express or implied, as to accuracy or completeness of the any materials or information provided, derived, or received. Materials and information from any source, whether written or verbal, that may be furnished for review are not a substitute for a party's active conduct of its own due diligence to determine these and other matters of significance to such party. Drake Real Estate & Investments, LLC will not investigate or verify any such matters or conduct due diligence for a party unless otherwise agreed in writing.

EACH PARTY SHALL CONDUCT ITS OWN INDEPENDENT INVESTIGATION AND DUE DILIGENCE.

Any party contemplating or under contract or in escrow for a transaction is urged to verify all information and to conduct their own inspections and investigations including through appropriate third party independent professionals selected by such party. All financial data should be verified by the party including by obtaining and reading applicable documents and reports and consulting appropriate independent professionals. Drake Real Estate & Investments, LLC makes no warranties and/or representations regarding the veracity, completeness, or relevance of any financial data or assumptions. Drake Real Estate & Investments, LLC does not serve as a financial advisor to any party regarding any proposed transaction. All data and assumptions regarding financial performance, including that used for financial modeling purposes, may differ from actual data or performance. Any estimates of market rents and/or projected rents that may be provided to a party do not necessarily mean that rents can be established at or increased to that level. Parties must evaluate any applicable contractual and governmental limitations as well as market conditions, vacancy factors and other issues in order to determine rents from or for the property.

Legal questions should be discussed by the party with an attorney. Tax questions should be discussed by the party with a certified public accountant or tax attorney. Title questions should be discussed by the party with a title officer or attorney. Questions regarding the condition of the property and whether the property complies with applicable governmental requirements should be discussed by the party with appropriate engineers, architects, contractors, other consultants and governmental agencies. All properties and services are marketed by Drake Real Estate & Investments, LLC in compliance with all applicable fair housing and equal opportunity laws.





Jeremy Caruthers
Senior Vice President
jeremy@draketexas.com
903.630.0582



Drake Real Estate & Investments

draketexas.com
903.581.3737
@draketexas