

280 N. MIDLAND
AVENUE
SADDLE BROOK, NJ

Zuckerberg's
Industrial Park

8,058 SF | BUILDING T-1

Warehouse /
Flex Space

Excellent
highway
access

Major
upgrades
throughout
park

Professionally
owned &
managed by

SITEX
GROUP



SPACE AVAILABLE JUNE 2026






NAI James E. Hanson
COMMERCIAL REAL ESTATE SERVICES, WORLDWIDE

 For *more* information

Kenneth D. Lundberg, SIOR
Senior Vice President
201 488 5800 x138
klundberg@naihanson.com

Patrick Lennon
Senior Vice President
201 488 5800 x109
plennon@naihanson.com

Lorenzo Lambiase, MBA, CCIM
Vice President
201 488 5800 x176
llambiase@naihanson.com

FOLLOW US!      | NJ Offices: Teterboro | Parsippany | naihanson.com | Member of NAI Global with 325+ Offices Worldwide

The information contained herein has been obtained from sources considered to be reliable, but no guarantee of its accuracy is made by NAI James E. Hanson

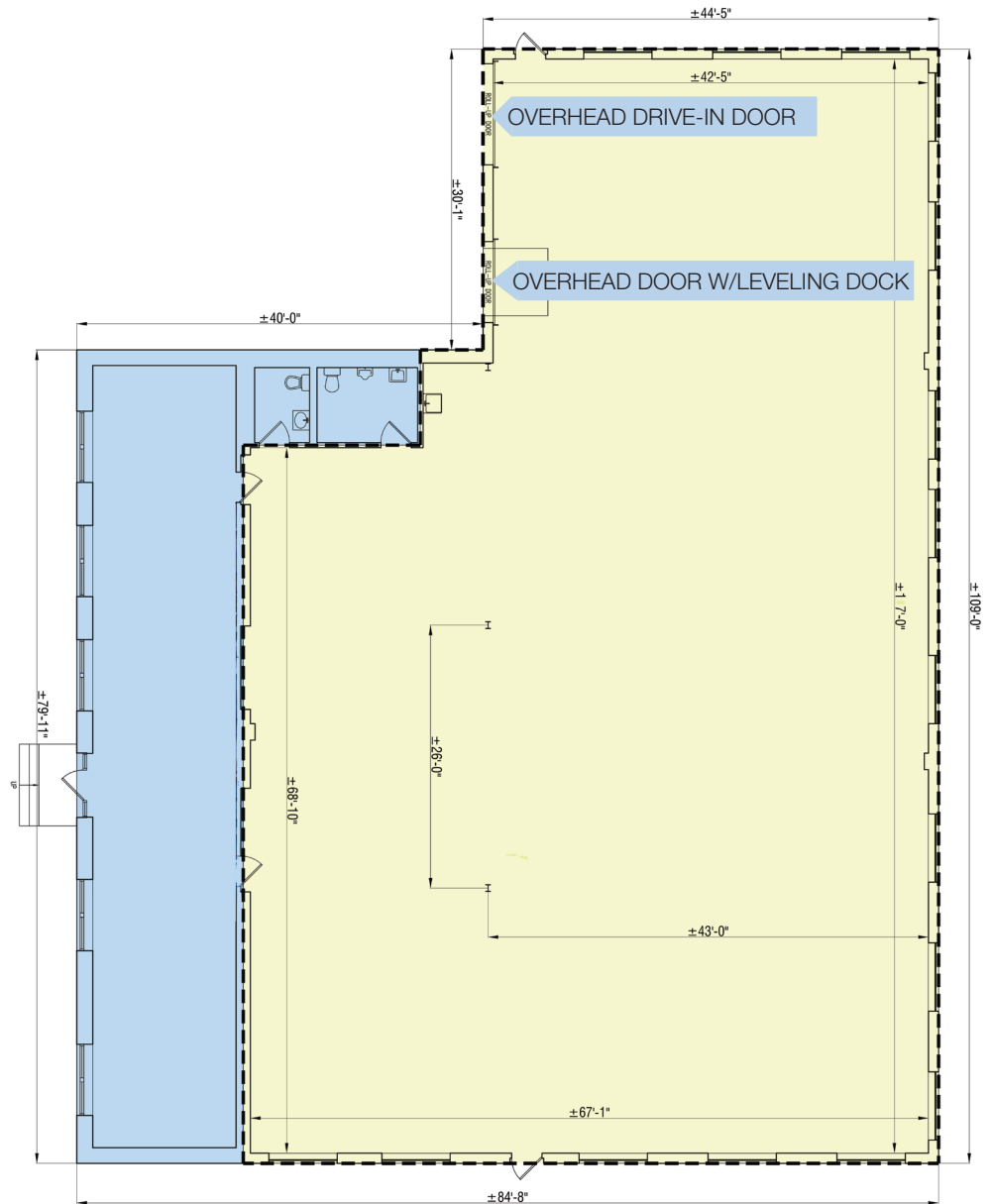
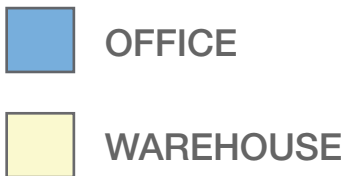
Total Space
±8,058 SF

Warehouse
±6,631 SF

Office
1,427 SF

One (1)
Tailgate
One (1)
Drive-in

Ceiling Height
14'0"



At the Crossroads of Bergen County

Access building via N. Midland Ave
Click [HERE](#) for directions



GW Bridge
10.5 miles



Lincoln Tunnel
14.7 miles



Pulaski Skyway
18.0 miles



Holland Tunnel
18.8 miles



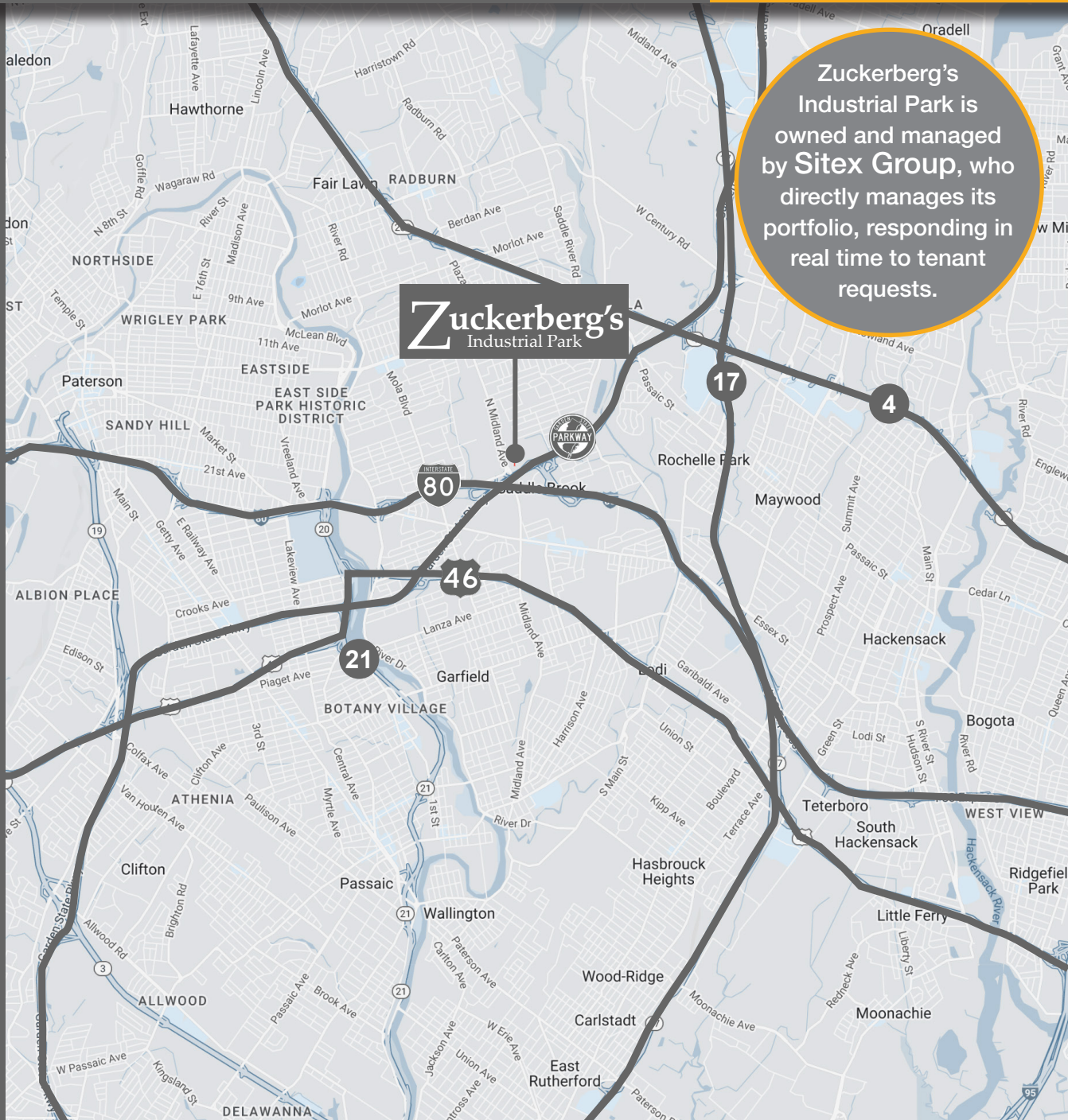
Mario Cuomo Bridge
22.4 miles



Newark Airport
23.7 miles



Port Newark
24.5 miles



For leasing information, call 201 488 5800

Ken Lundberg x138 / Pat Lennon x109 / Lorenzo Lambiase x176