

RETAIL/FLEX SPACE FOR LEASE

Eastlake Centre

6201 – 6217 E Hillsborough Ave., Tampa, FL 33610



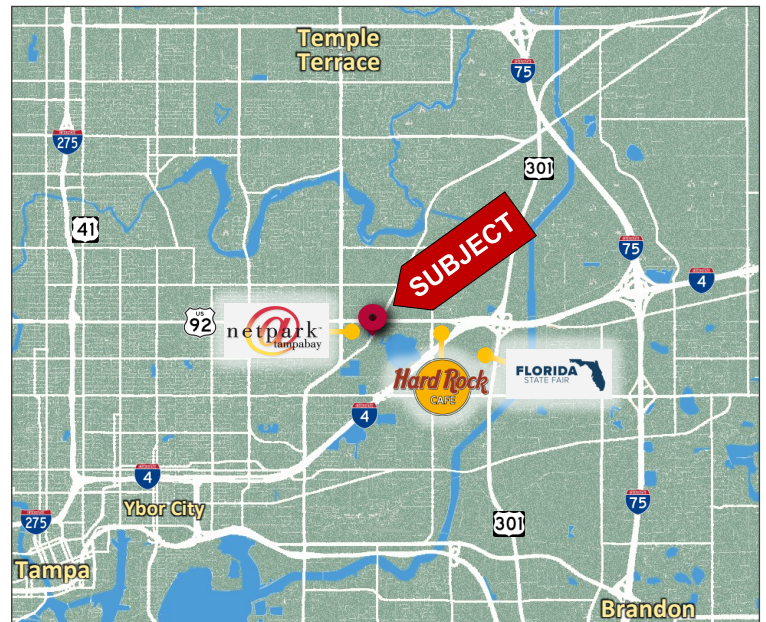
Highly Visible Center with Excellent Lease Rates!



FEATURES

- ❖ 4,545 - 8,787 SF Retail/Office/Flex Space available
- ❖ Great visibility on high traffic road (45,500 AADT)
- ❖ Retail/office strip center approximately one mile West of the Hard Rock Casino with frontage on East Hillsborough Ave
- ❖ One mile West of I-4, with convenient access to I-275 and US Hwy 301
- ❖ Located at signalized intersection on E.Hillsborough Ave
- ❖ Pylon signage available
- ❖ Plenty of parking: 7 per 1,000 SF
- ❖ Situated adjacent to NetPark, a one million SF office park with over 5,000 employees
- ❖ 2024 Pass-Thru Expenses: \$8.25/SF
- ❖ **Lease Rate: \$14.00/SF NNN**

LOCATION MAP



Elliott M. Ross, CCIM
O: 813.755.6700
C: 727.639.3800
elliott@rossrealtytampabay.com

Chris Shryock
O: 813.755.6700
C: 727.412.5166
chris@rossrealtytampabay.com

ROSS REALTY GROUP, INC.
Henderson Centre
3902 Henderson Blvd. Suite 203
Tampa, FL 33629



RETAIL/FLEX SPACE FOR LEASE

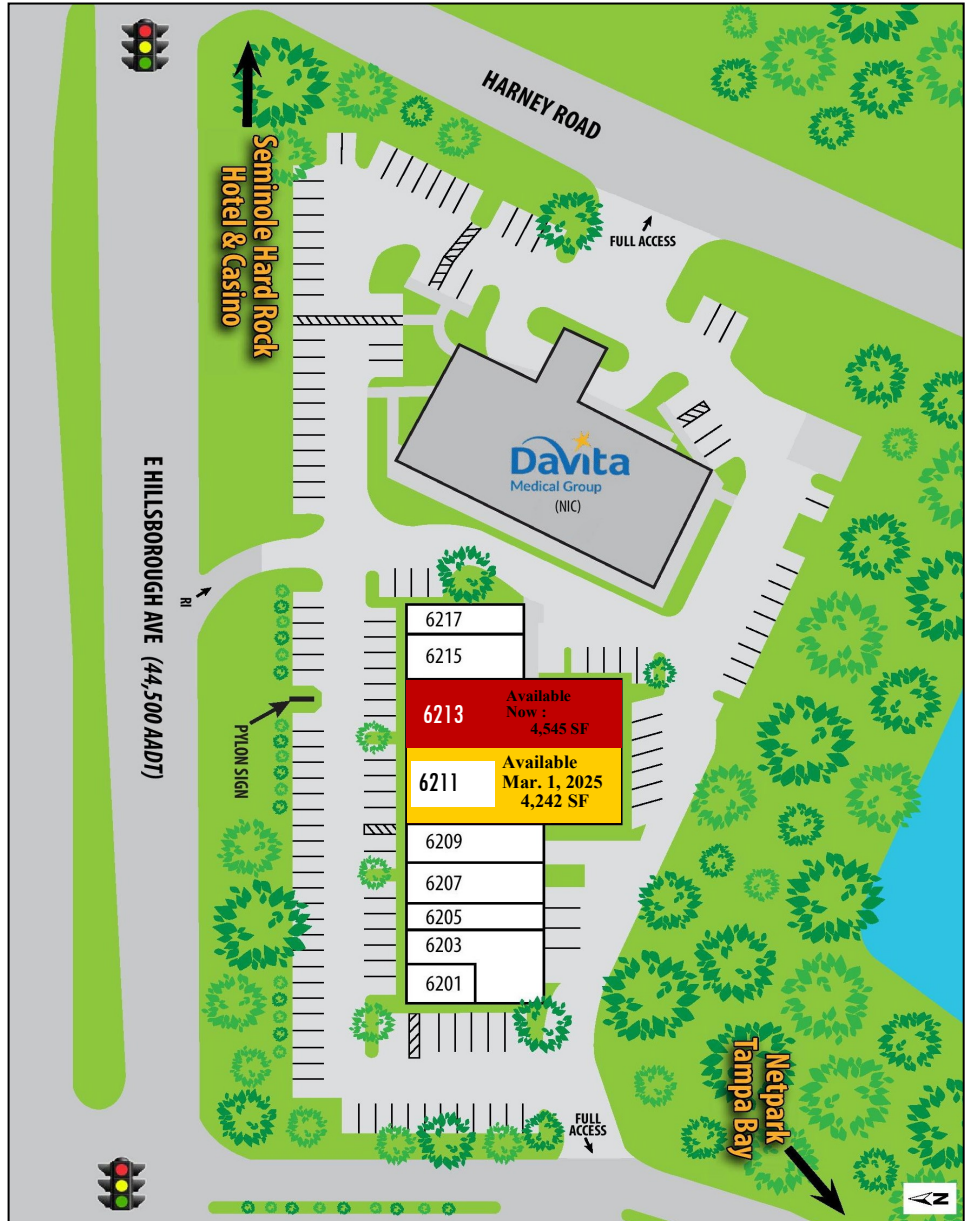
Eastlake Centre

6201 – 6217 E Hillsborough Ave, Tampa, FL 33610

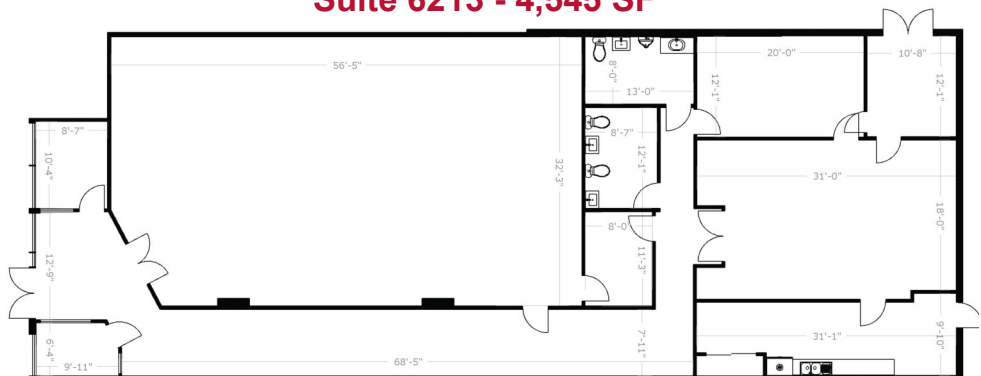
2023 Demographics

	1-mile	3-mile	5-mile
Population	5,120	82,010	258,550
Total Households	1,993	29,630	98,253
Average HH Income 2021	\$60,311	\$48,958	\$57,904
Average HH Income 2026	\$68,630	\$55,318	\$65,921
Median Age	33		

Site Plan



Suite 6213 - 4,545 SF



Any information given herein is obtained from sources considered reliable. However, we are not responsible for misstatement of facts, errors, omissions, prior sale, withdrawal from market, modification of mortgage commitment, terms and considerations, or change in price without notice. The information supplied herein is for informational purposes only and shall not contain a warranty or assurance that said information is correct. Any person intending to rely upon the information supplied herein should verify said information independently.