LEGEND

- ▷ : PARTITION TYPE; SEE DETAILS THIS SHEET
- (1) : DOOR NUMBER; SEE SCHEDULE FOR INFORMATION
- (2) ▶ : CABINETRY ELEVATION; SEE DETAILS BELOW

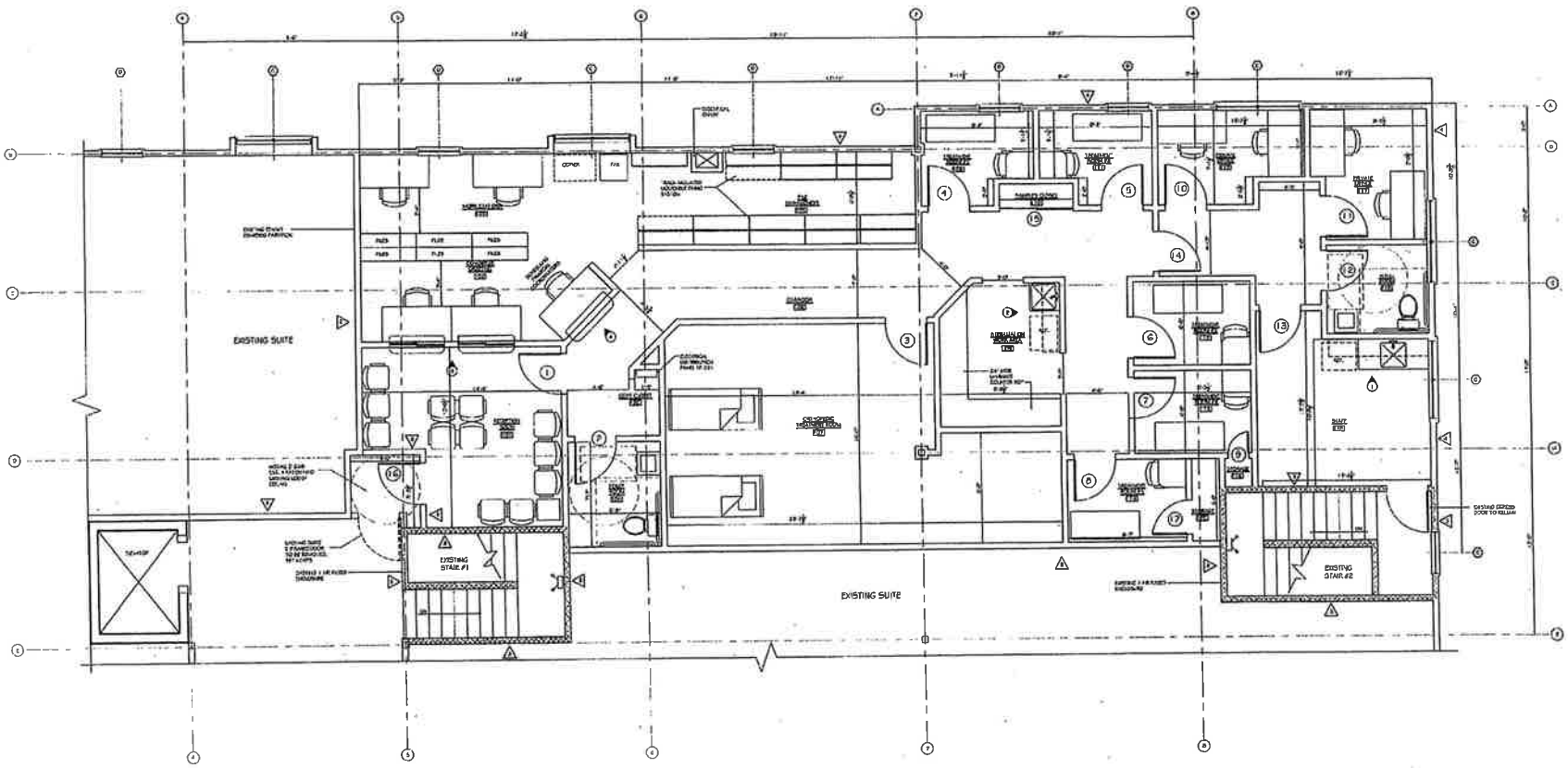

FLOOR PLAN
1/4" = 1'-0"

NOTES:

1. ALL PARTITIONS ARE TYPE 1 U.N.O.
2. ALL FURNITURE IS SHOWN FOR SPACE UTILIZATION, IS APPROXIMATE IN SIZE AND SHAPE, AND WILL BE FURNISHED BY OWNER, U.N.O.
3. CONTRACTOR TO REMOVE EXISTING SUITE ENTRANCE DOOR AND EXISTING PARTITIONS AS INDICATED. NEW WALL AND FLOOR FINISHES ARE TO MATCH EXISTING LOBBY.

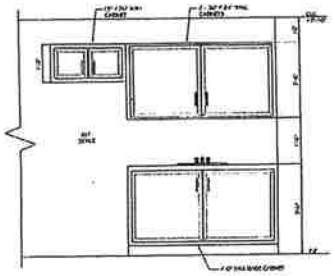

ELEVATION 1 (STAFF)
1/2" = 1'-0"

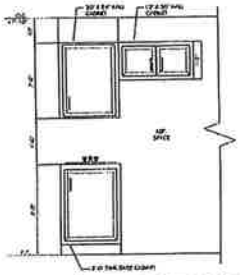

ELEVATION 2 (STERILIZATION WORK AREA)
1/2" = 1'-0"

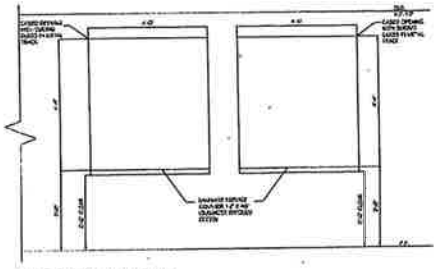

ELEVATION 3 (CONCIERGE)
1/2" = 1'-0"

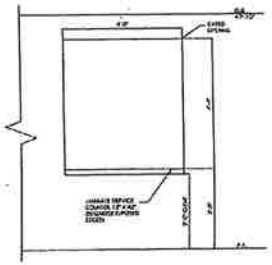

ELEVATION 4 (SCHEDULING)
1/2" = 1'-0"

PARTITION SCHEDULE:

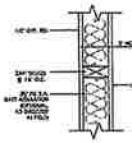

TYPE 1 (UNRATED)
1 1/2" = 1'-0"

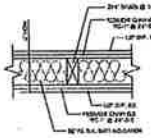

TYPE 2 (TO UNDERSIDE OF TRUSS ABOVE)
1 1/2" = 1'-0"

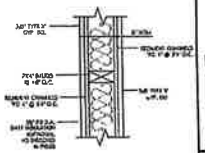

TYPE 3 (1 HR RATED)
1 1/2" = 1'-0"
- UL-U305 -

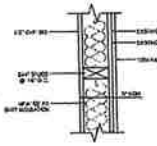

TYPE 4 (EXTERIOR WALL)
1 1/2" = 1'-0"

1	PLAN SUBMISSION FOR PRIVATE REVIEW	09/24/08
	REVISIONS	DATE
	SHEET	10/24/08

RCI STRUCTURAL & CIVIL ENGINEERING
Rutter Engineering, Inc.
104 Pheasant Run, Suite 139 B
Newtown, PA 18940
phone: 215.504.5300
fax: 215.504.5305
CURTIS A. RITTER, PE

FLOOR PLAN
INTERIOR ALTERATIONS (TENANT FIT-OUT)
DR. LOUIS J. GRINGERI, DO FAMILY PRACTICE
SUITE 221 NEWTOWN OFFICE PARK
NEWTOWN TOWNSHIP BUCKS COUNTY

SCALE IN FEET
GRAPHIC SCALE

CAD FILE	DRAWING
tenant.dwg	
PROJECT MANAGER	PROJECT NO.
CAR	08-1204
SCALE	PLAN SHEET NO.
AS NOTED	T 1