



INDUSTRIAL FOR LEASE



ROSE BUSINESS PARK

2700 ROSE AVENUE, SIGNAL HILL, CA 90755

LOCAL EXPERTISE. INTERNATIONAL REACH. WORLD CLASS.

MAX P. EDDY

Associate | DRE LIC 02163858
e meddy@leelalb.com
p 562.354.2538

GARRETT MASSARO, SIOR

Principal | DRE LIC 01771471
e gmassaro@leelalb.com
p 562.354.2516

BRANDON CARRILLO

Principal | DRE LIC 01745362
e bcarrillo@leelalb.com
p 562.354.2510

Lee & Associates Los Angeles - Long Beach Inc. | DRE License 0169854 | 5000 E Spring St., Suite 600, Long Beach, CA 90815

- Available: ±1,400 SF - ±3,800 SF Individual Units
- Rose Business Park is strategically located in the Southeast section of the South Bay Industrial submarket. The City's major boulevards intersect the 405 Freeway to the north and the 710 freeway to the west, and within minutes to the Ports of Long Beach & Los Angeles.
- Professionally Managed Industrial Business Park
- Adjacent to Douglas Park Master Planned Development & Long Beach Airport
- Excellent 405 Freeway Access
- Zoning: GI ([Click Here For Allowable Uses](#))
- 1.25 per 1,000 SF parking spaces
- Each unit is individually metered for electricity
- Lease Type: NNN. Lease Rates are quoted as the total "all in" PSF rate but we will transact a Triple Net deal on the Net equivalent reflecting the projects \$0.57 PSF Monthly Operating Expenses.
- Water, Trash, & Landscaping is included in the Operating Expenses.



LOCAL EXPERTISE. INTERNATIONAL REACH. WORLD CLASS.

MAX P. EDDY

Associate | DRE LIC 02163858
e meddy@leelalb.com
p 562.354.2538

GARRETT MASSARO, SIOR

Principal | DRE LIC 01771471
e gmassaro@leelalb.com
p 562.354.2516

BRANDON CARRILLO

Principal | DRE LIC 01745362
e bcarrillo@leelalb.com
p 562.354.2510

Lee & Associates Los Angeles - Long Beach Inc. | DRE License 0169854 | 5000 E Spring St., Suite 600, Long Beach, CA 90815

SUITE	SIZE	RATE	DESCRIPTION	VIRTUAL TOUR
SUITE A	±1,400 SF	\$2.00/SF (\$2,800.00) Per Month (\$1.43 NNN + \$.57 OPEX)	<ul style="list-style-type: none"> • 17' Clear Height • 10' x 12' GL Door • Power: 200 Amps, 3 Phase 	VIEW 3D TOUR
SUITE U	±2,400 SF	\$1.80/SF (\$4,320.00) Per Month (\$1.23 NNN + \$.57 OPEX)	<ul style="list-style-type: none"> • ±2,400 SF Available Now • ±2,070 SF of Warehouse • 200 Amps, 120/208 V, 1 Phase • 17' Clear Height • 10' x 12' GL Door 	VIEW 3D TOUR

LOCAL EXPERTISE. INTERNATIONAL REACH. WORLD CLASS.

MAX P. EDDY

Associate | DRE LIC 02163858
e meddy@leelalb.com
p 562.354.2538


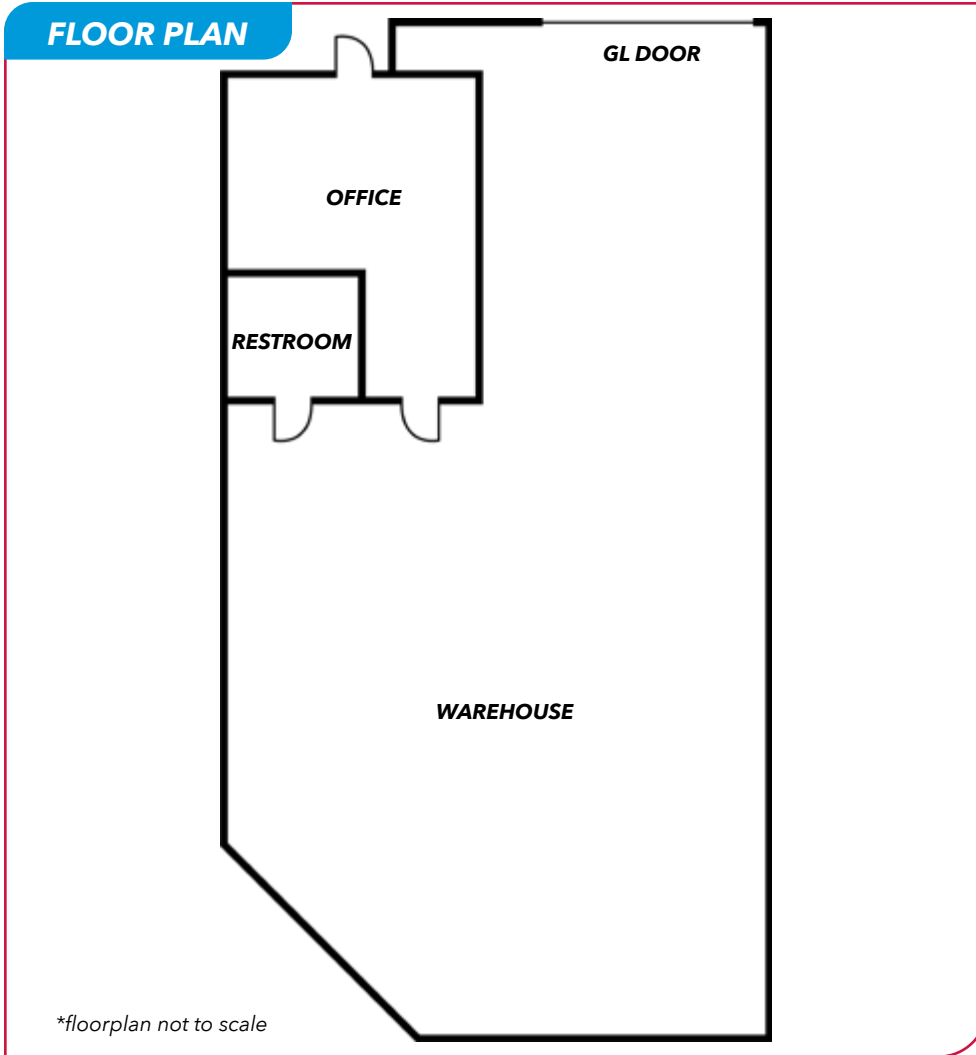
GARRETT MASSARO, SIOR

Principal | DRE LIC 01771471
e gmassaro@leelalb.com
p 562.354.2516

BRANDON CARRILLO

Principal | DRE LIC 01745362
e bcarrillo@leelalb.com
p 562.354.2510

Lee & Associates Los Angeles - Long Beach Inc. | DRE License 0169854 | 5000 E Spring St., Suite 600, Long Beach, CA 90815



LOCAL EXPERTISE. INTERNATIONAL REACH. WORLD CLASS.

MAX P. EDDY

Associate | DRE LIC 02163858
e meddy@leelalb.com
p 562.354.2538

GARRETT MASSARO, SIOR

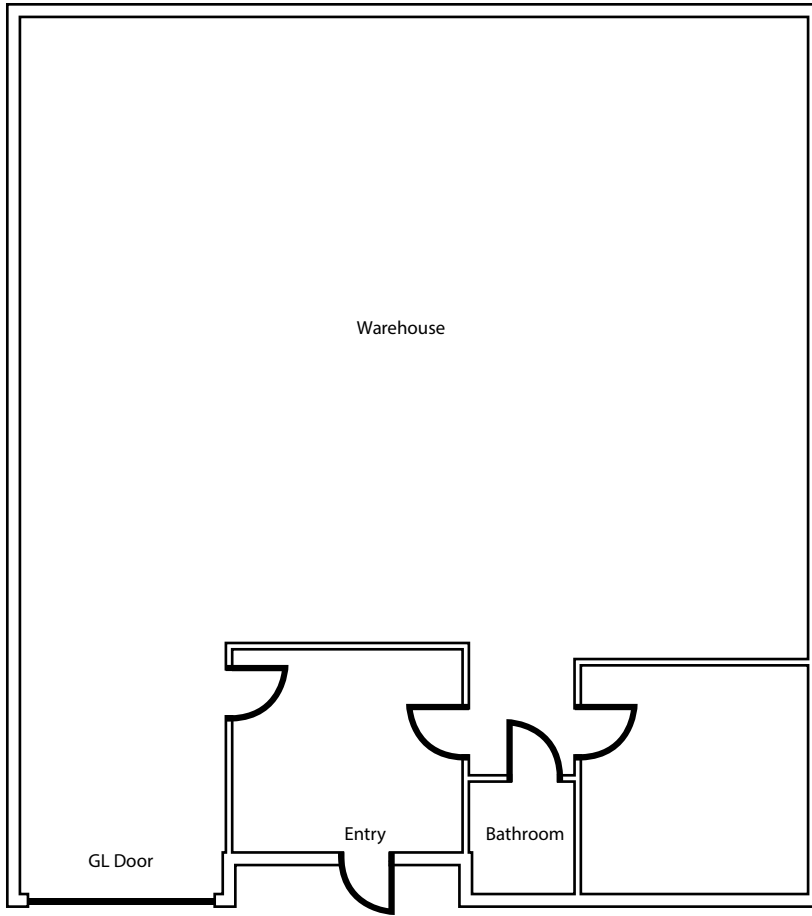
Principal | DRE LIC 01771471
e gmassaro@leelalb.com
p 562.354.2516

BRANDON CARRILLO

Principal | DRE LIC 01745362
e bcarrillo@leelalb.com
p 562.354.2510


Lee & Associates Los Angeles - Long Beach Inc. | DRE License 0169854 | 5000 E Spring St., Suite 600, Long Beach, CA 90815

FLOOR PLAN



**floorplan not to scale*

UNIT INDICATOR



LOCAL EXPERTISE. INTERNATIONAL REACH. WORLD CLASS.

MAX P. EDDY

Associate | DRE LIC 02163858
e meddy@leelalb.com
p 562.354.2538

GARRETT MASSARO, SIOR

Principal | DRE LIC 01771471
e gmassaro@leelalb.com
p 562.354.2516

BRANDON CARRILLO

Principal | DRE LIC 01745362
e bcarrillo@leelalb.com
p 562.354.2510

Lee & Associates Los Angeles - Long Beach Inc. | DRE License 0169854 | 5000 E Spring St., Suite 600, Long Beach, CA 90815



LOCAL EXPERTISE. INTERNATIONAL REACH. WORLD CLASS.

MAX P. EDDY

Associate | DRE LIC 02163858
e meddy@leelalb.com
p 562.354.2538

GARRETT MASSARO, SIOR

Principal | DRE LIC 01771471
e gmassaro@leelalb.com
p 562.354.2516

BRANDON CARRILLO

Principal | DRE LIC 01745362
e bcarrillo@leelalb.com
p 562.354.2510

Lee & Associates Los Angeles - Long Beach Inc. | DRE License 0169854 | 5000 E Spring St., Suite 600, Long Beach, CA 90815