

Unit # H-308

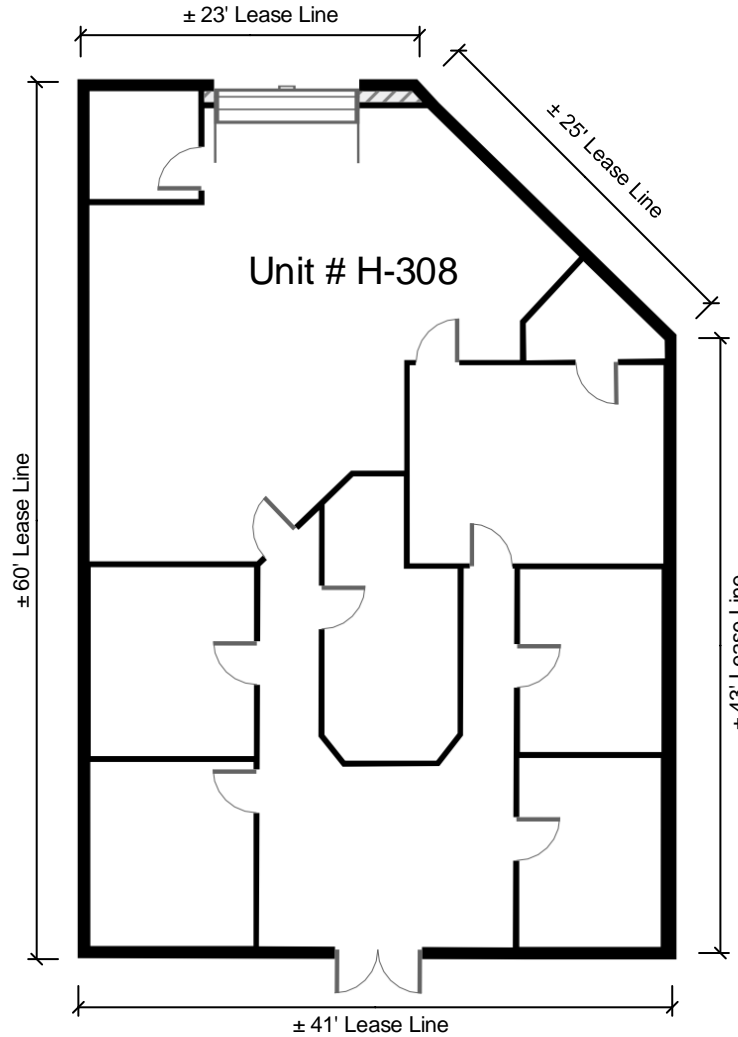
± 2,242 SF

Width

± 41'

Depth

± 60'



Plans produced by: ID Plans
6/13/2017 (813) 657-2545
ID PLANS © 2017
<small>Site map is for general use and purposes only. ID Plans does not guarantee the accuracy or validity of provided information. Measurements are not intended to be architecturally valid for construction purposes or accepted as replacement for documents, drawings, or media intending or claiming to be structurally accurate, such as site blue prints. The property owner has and reserves the right and responsibility to verify, change, or alter the provided information at any time for any reason.</small>

	Reference #	Meter #	Size
Electric	96	256000-058365	N/A
Water (House Meter)	22	71567453	N/A



HVAC Units & Information						
Unit #	Space #	Manufacturer	Model #	Tonnage	Serial #	Year
HVAC Coming Soon						

Leasing Agent




Email: _____
Office: _____
Cell: _____

Fast Facts

Electrical Information

	Breaker Panel 1	Service Type 120/208	Panel Type Type 1	Panel Number 80110-053-23	Manufacturer Square D	Amps 100
Notes: Located in Hallway						
	Exterior Disconnect	Amps 60	Panel Type Type 1	Panel Number 40274-300-01	Manufacturer Square D	
Notes: Located in Hallway						



Fire Information

	Riser	Location Inaccessible
Notes:		
	Sprinkler Heads	Present Yes
		Number 25
Notes:		
	Fire Alarm Control Panel	Present No
		Brand N/A
		Model # N/A
Notes: No Fire Alarm Control Panel		

Floor Information

Concrete Sq. Ft.:	0	Total Sq. Ft.:	2,288
Carpet Sq. Ft.:	1,645	Unit Sq. Ft.:	2,400
Tile Sq. Ft.:	643		
Other Sq. Ft.:	0		
Notes:			

Water Information

	Water Heater	Gallons N/A	Water Line (in) N/A
Notes: Inaccessible, Located Above Restroom			
	Backflows	Number 1	Size 1"
Notes: Located in Hallway			

SPACE PROFILE
FOR
**Canyon Springs
Plaza**

Unit # H-308
2,242 Square Feet



ID PLANS

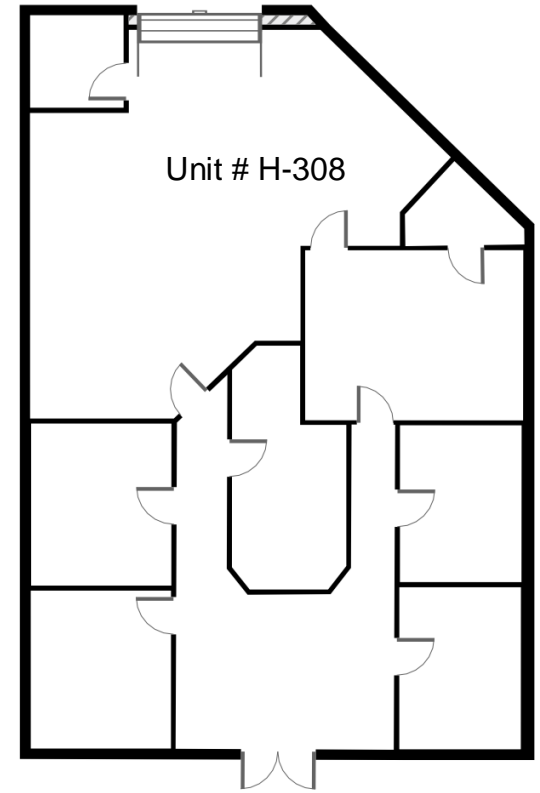
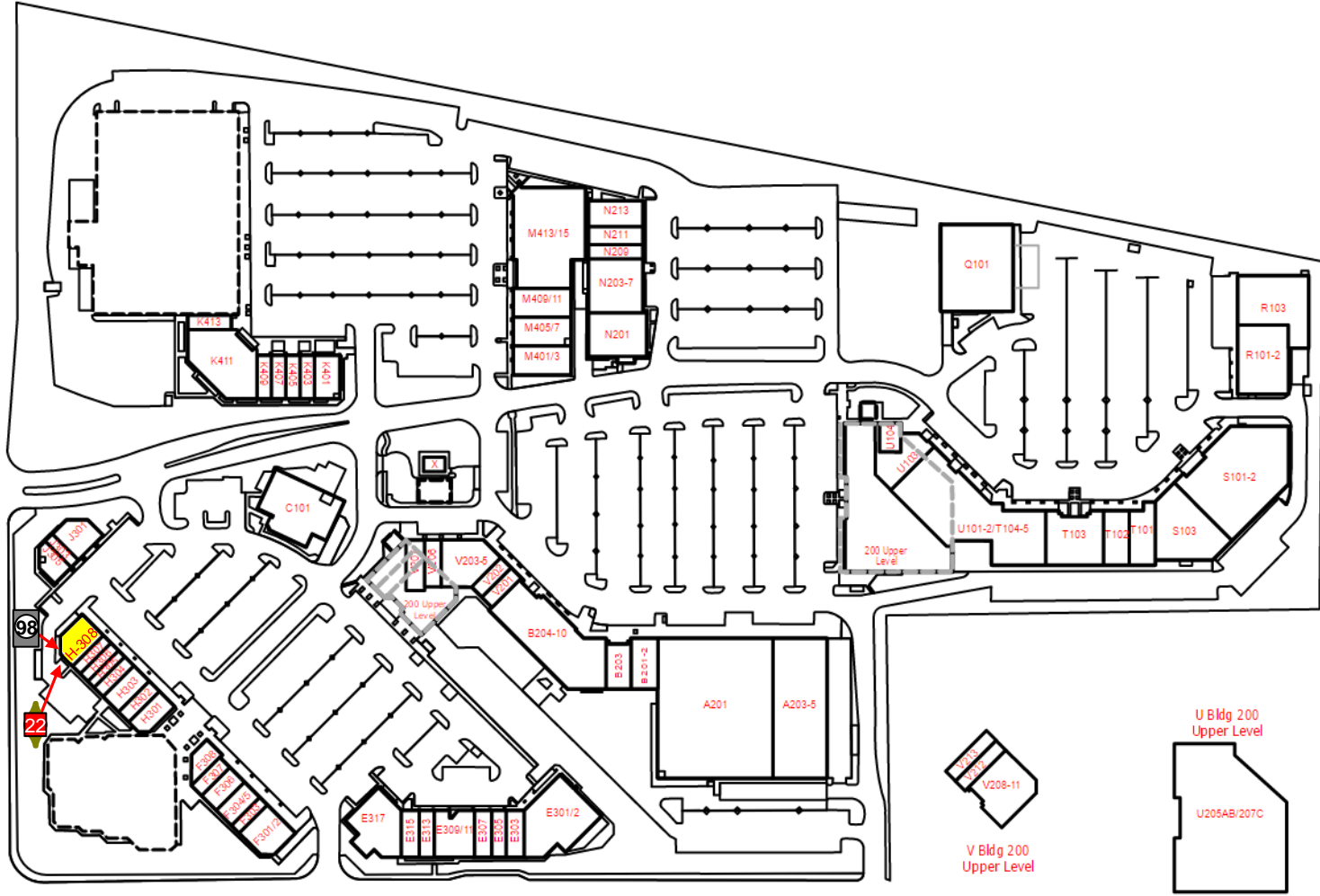
1035 E. Brandon Blvd.
Brandon, FL 33511
IDPlans.com

813-657-2545 [p]
813-655-9370 [f]

SPACE PROFILE
Unit # H-308

Canyon Springs Plaza

Unit Address: 12125 Day Street
Unit # H-308
Moreno Valley, CA 92557



HVAC Units & Information

Unit #	Space #	Manufacturer	Model #	Tonnage	Serial #	Year
--------	---------	--------------	---------	---------	----------	------

HVAC Coming Soon

Reference # **Meter #** **Size**

Electric



256000-058365

N/A

Water (House Meter)



71567453

N/A

Plans produced by:













































ID Plans

6/13/2017

(813) 657-2545



Legend

	Breaker Panel		Fire Extinguisher		Maintenance Sink		Window
	Circular Column		Fire Alarm Pulldown		Ceiling Fan w/Light		Fire Sprinkler
	Appliance Outlet		Glass Door		Rectangular Column		Pocket Door
	Fire Alarm		Handicap Handrail		Refrigerator		Track Lighting
	Drinking Fountain		Roof Hatch		Roll-Up Door		2-Bulb Fluorescent Lighting
	Door		HVAC Unit		Sink		3-Bulb Fluorescent Lighting
	Double Hung		Recessed Light		Swing Door		4-Bulb Fluorescent Lighting
	Electrical Outlet		Staircase		Toilet		Ceiling Air Vent
	Emergency Light		Joist Girder Direction		Can Light		Air Diffuser
	Exit Light		Hot Water Tank		Urinal		Ceiling Fan
	Tankless Water Heater		Telephone Panel		Thermostat		Air Handler

Disclaimer: All items may not show on feature pages.

Plans produced by:

ID Plans

6/13/2017

(813) 657-2545

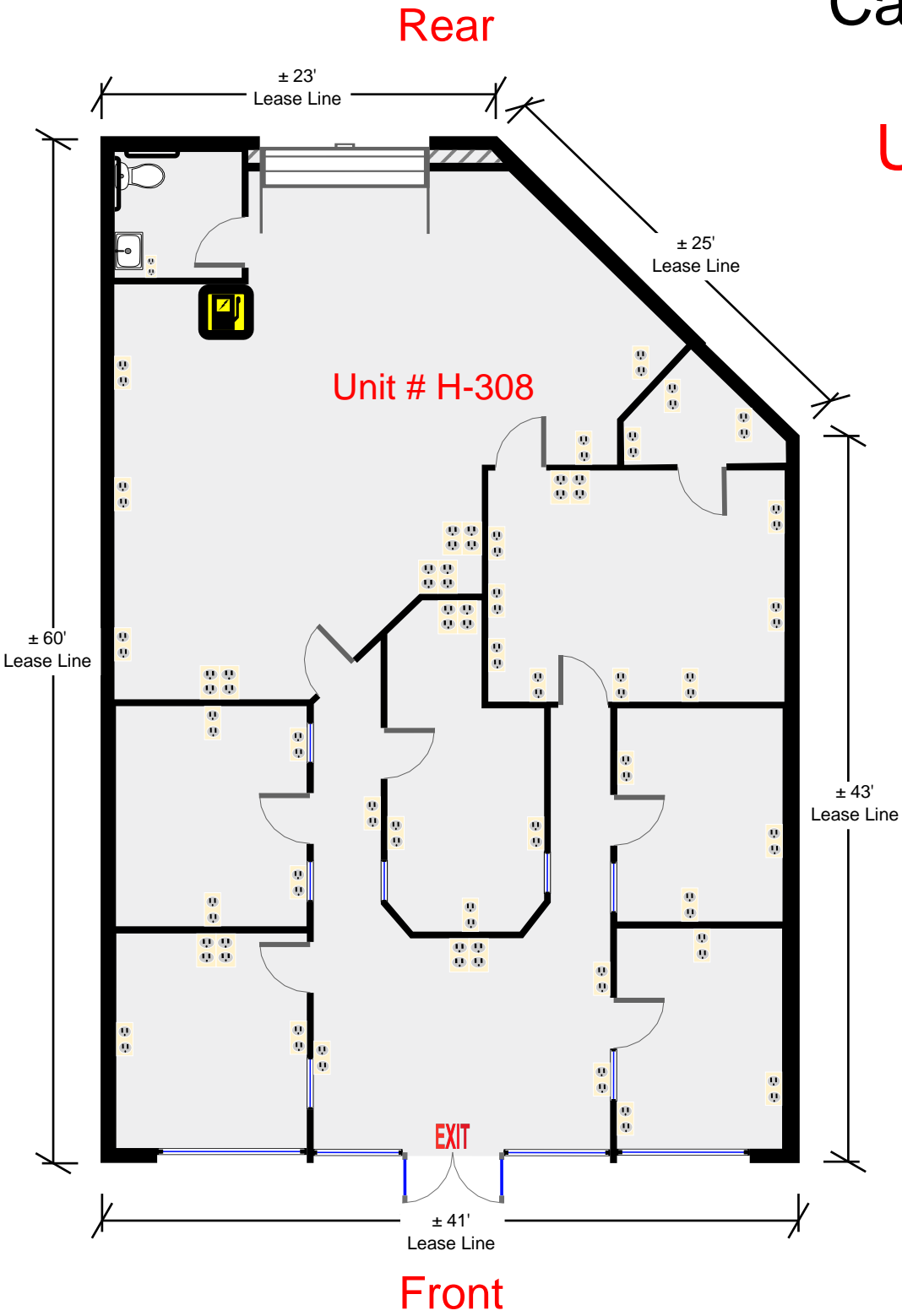
ID PLANS

© 2017

Detail Plan

Canyon Springs Plaza

Unit # H-308

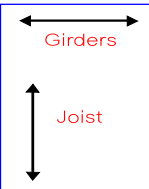


Rear

Unit # H-308

EXIT

Front



Detail Plan


Canyon Springs Plaza Unit # H-308

Rear

Fast Facts



Drywall Ceiling

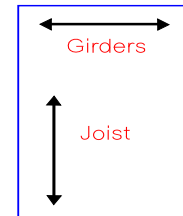
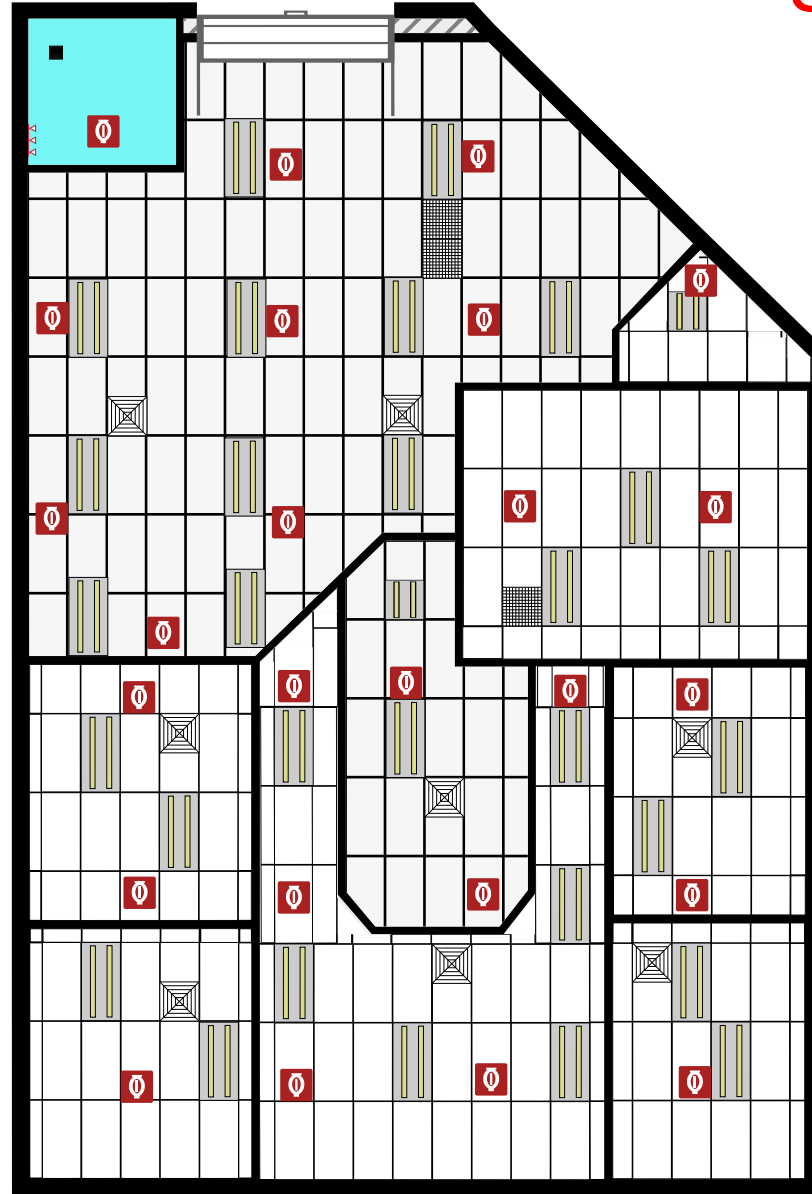


Acoustic Ceiling

Ceiling			
Height from Floor to Ceiling:			
Front:	9'	Back:	7' 11"
Floor to Bottom of Deck			
Front:	15' 2"	Back:	13' 7"
Floor to Bottom of Joist			
Front:	12' 9"	Back:	11' 1"
Notes: No Joist due to first floor Unit			

Lighting			
Type of Lighting	Fixture Type	Count	
Fluorescent	Enclosed 2 Bulb	29	
Fluorescent	Enclosed 2 Bulb 2 x 2	2	
Incandescent	Track Light	1	
Notes:			

Fire Information		
Sprinkler Heads	Present	Number
	Yes	25
Notes:		

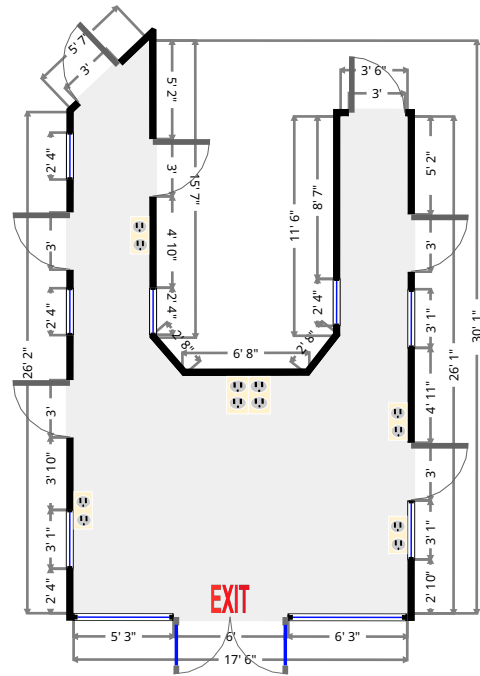
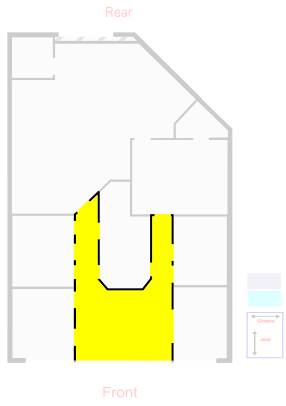



Front



Reception

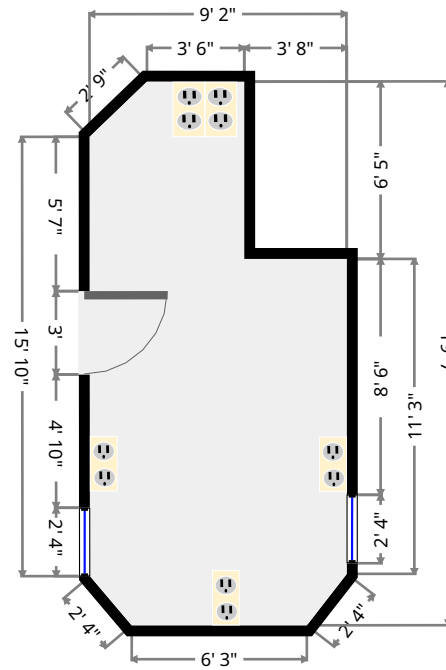
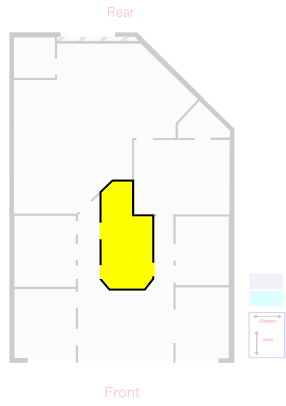
Width: 17' 6"
Length: 30' 1/2"
Area: 331.07 sq ft
Perimeter: 117' 10 1/4"





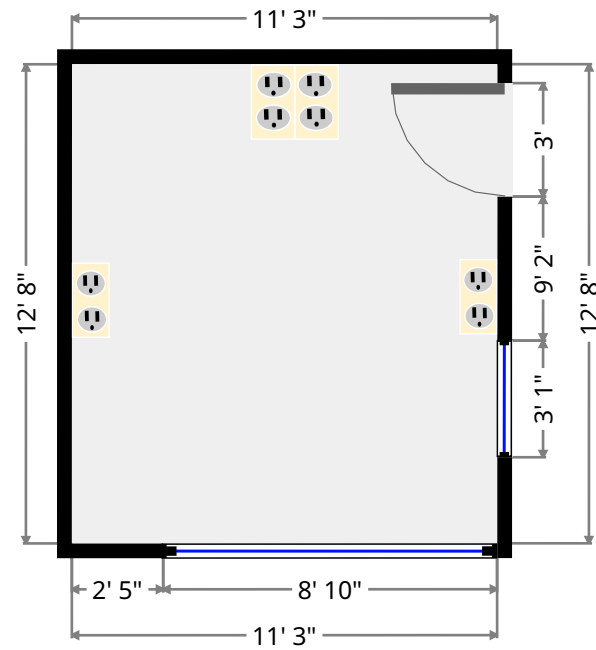
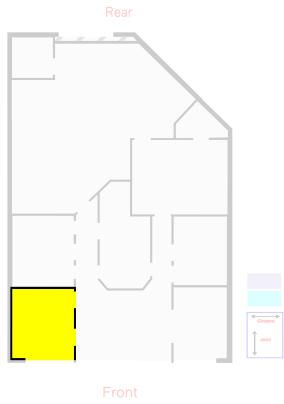
Private Office


Width: 9' 2"
Length: 19' 6 3/4"
Area: 152.67 sq ft
Perimeter: 54' 6 1/2"



Private Office 2

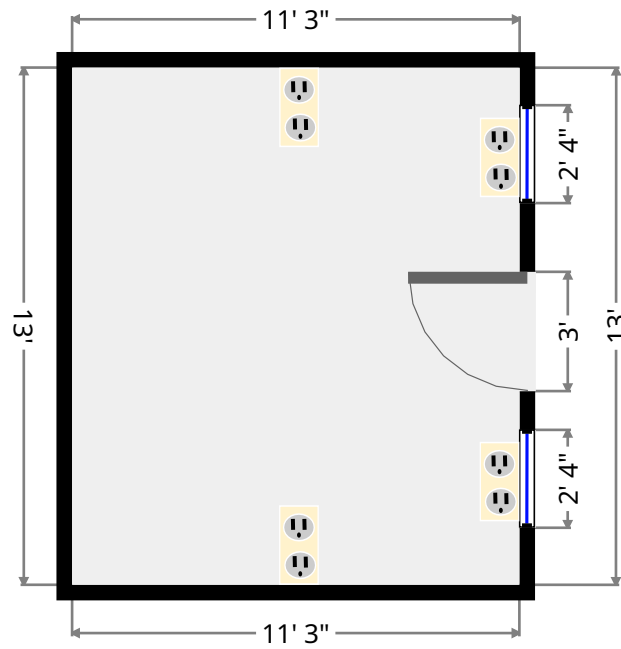
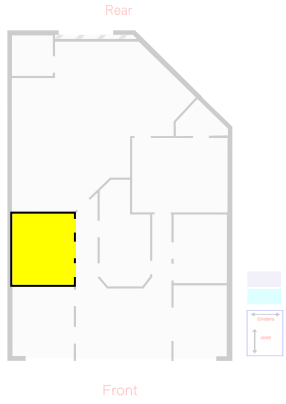
Width: 11' 3"
Length: 12' 8"
Area: 142.42 sq ft
Perimeter: 47' 9 3/4"






Private Office 3

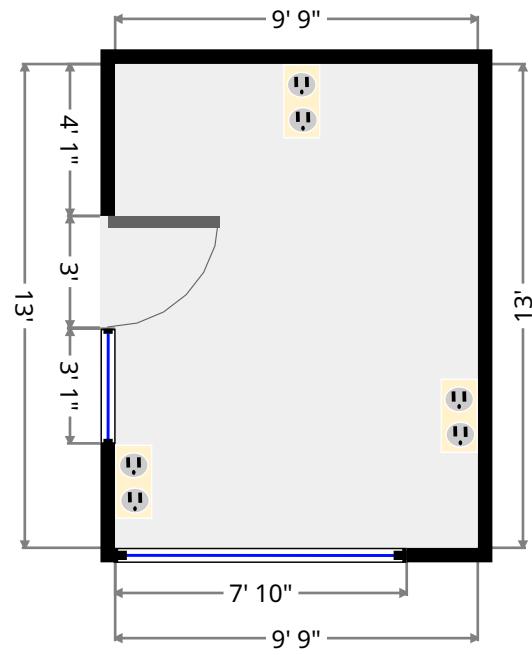
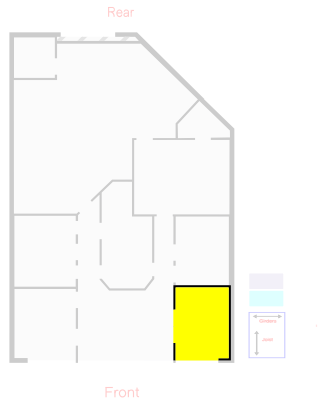
Width: 11' 3"
Length: 13'
Area: 146.21 sq ft
Perimeter: 48' 6"





Private Office 4

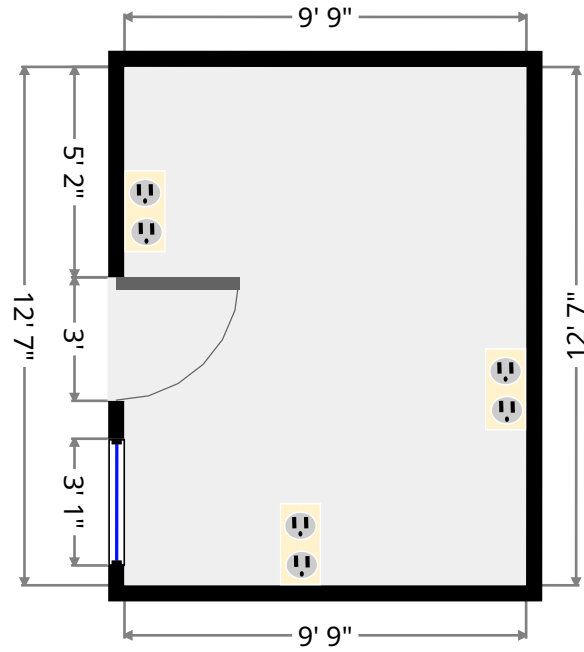
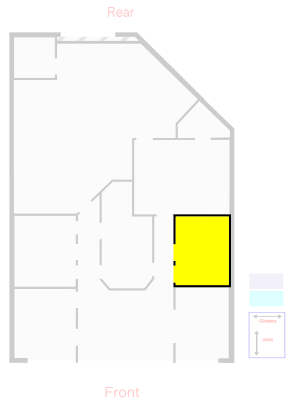
Width: 9' 9"
Length: 13'
Area: 126.66 sq ft
Perimeter: 45' 5 3/4"





Private Office 5

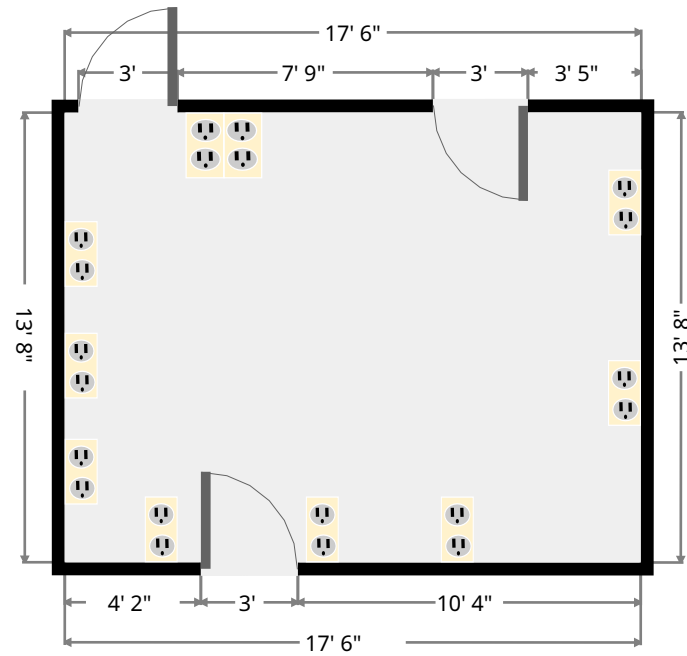
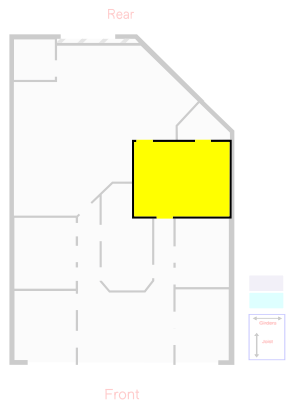
Width: 9' 9"
Length: 12' 7"
Area: 122.67 sq ft
Perimeter: 44' 8"





Shared Office


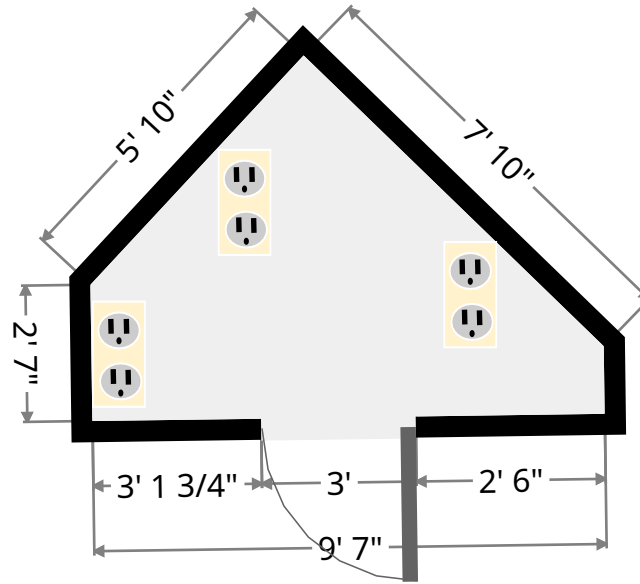
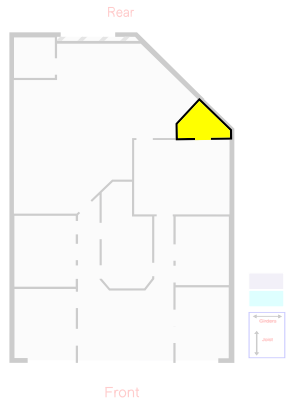
Width: 13' 8"
Length: 17' 6"
Area: 238.65 sq ft
Perimeter: 62' 3 1/4"







Closet

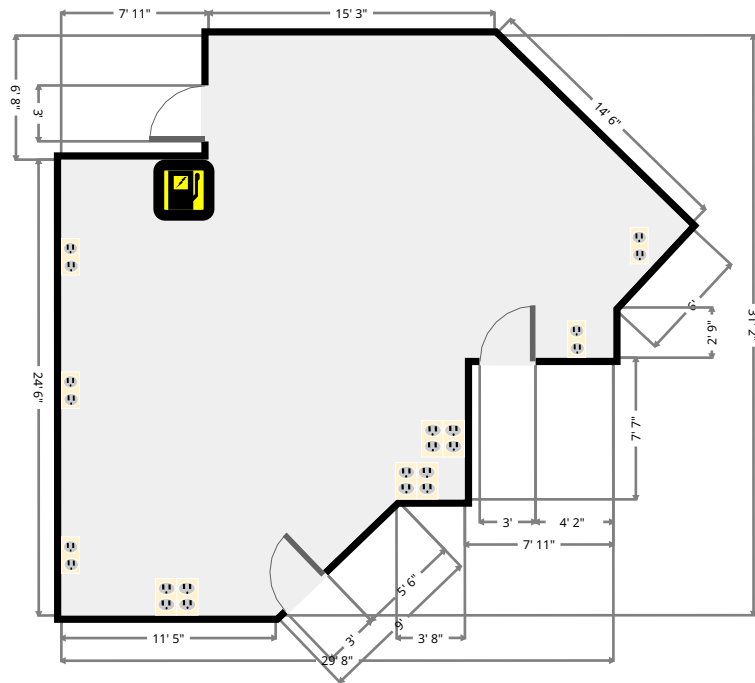
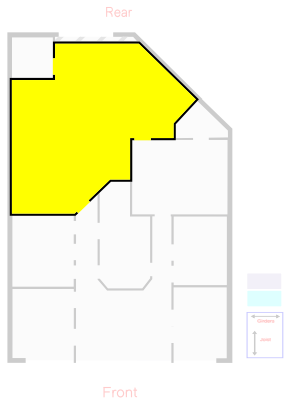
Width: 2' 7"
Length: 9' 7"
Area: 40.87 sq ft
Perimeter: 26' 11 3/4"





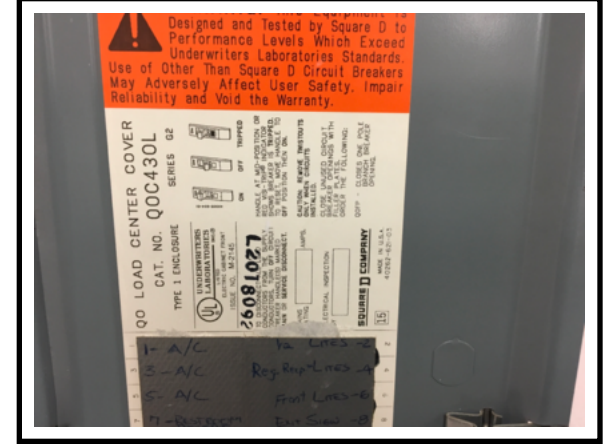

Open Space

Width: 29' 8"
Length: 31' 2"
Area: 715.31 sq ft
Perimeter: 117' 6 3/4"



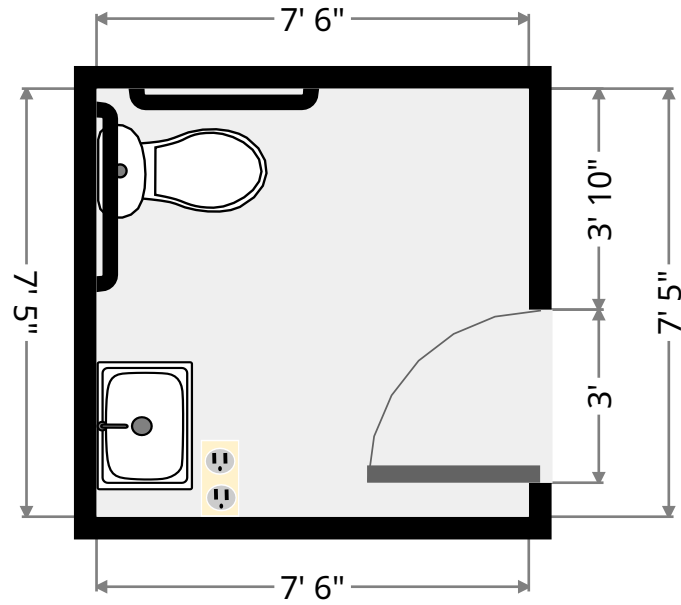
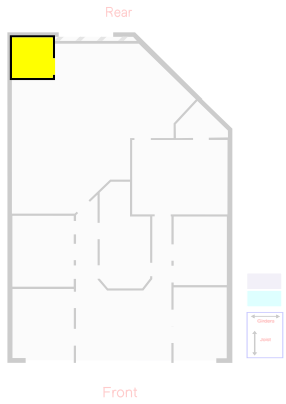








Unisex Restroom

Width: 7' 5"
Length: 7' 6"
Area: 55.61 sq ft
Perimeter: 29' 10"







Canyon Springs Plaza

Unit # H-308

Unisex Restroom

ADA Reference	Description	Compliant	Comments
Signage			
216.8	Sign with ADA symbol	No	No ADA Symbol
703.2	Raised characters	Yes	
703.3	Braille	Yes	
703.4.2	Located at latch side of door	No	On Door Only
703.4.1	Mounting height: 48"-60"	Yes	
Restroom Entrance			
404.2.3	Door opening width: 32" min. when open 90°	Yes	
404.2.4	18" on pull side of door plus 60" clear	Yes	
404.2.7	Accessible handles (operable by closed fist)	Yes	
404.2.7	Handle height: 34"-48"	Yes	
404.2.5, 303.2-3	Threshold: 1/4" H max. or 1/4"+1/4" beveled	N/A	
404.2.6	Vestibule: 48" min. plus width of doors	N/A	
Inside Restroom			
603.2.1, 304.3	Clear floor space: 60" diameter circle	Yes	
604.2	Toilet centerline from wall: 16"-18"	Yes	
604.3.1	Toilet clear floor space: 60" from side wall and 56" from rear wall	Yes	
604.4	Height of toilet seat: 17"-19"	Yes	
604.6	Height of flush control: 15"-48"	Yes	
604.6	Flush control located on open side of toilet	Yes	
604.5.1	Side wall grab bar: 42" L, 12" max. from wall	Yes	
609.4	Side wall grab bar: 33"-36" H to top	Yes	
604.5.2	Rear wall grab bar: 36" L, 12" & 24" ϕ toilet	Yes	
609.4	Rear wall grab bar: 33"-36" H to top	Yes	
604.7	TP dispenser: 7"-9" from front of toilet to ϕ	Yes	
604.7	Height of TP dispenser: 15"-48"	Yes	
604.7	TP dispenser not located behind grab bar	Yes	
606.2	Sink clear floor space: 30" W x 48" D	Yes	
606.3	Height of sink rim: 34" max.	Yes	
306.6.6	Knee clearance: 27" H min. x 8" D min.	Yes	
606.5	Pipe protection below sink	No	
606.4	Faucet handles: operable by closed fist	Yes	
603.3	Bottom of mirror: 40" H max. if over sink	Yes	
603.3	Bottom of mirror: 35" H max. if not over sink	N/A	
308.2.2	Soap dispenser: 44" H max. if above sink	N/A	
308.2	Soap dispenser: 48" H max. not above sink	Yes	
308.2.2, 308.2	Paper towel dispenser: (same as soap)	Yes	
308.2.2, 308.2	Electric hand dryer: (same as soap)	N/A	Not Installed
Toilet Compartments (Stalls)			
604.8.1.2	Door opening width: 32" min. when open 90°	N/A	
604.8.1.2	18" on pull side of door	N/A	
604.8.1.2	Is stall door self-closing	N/A	
309.4	Door lock: operable by closed fist	N/A	
404.2.7	Height of door lock: 34"-48"	N/A	
604.8.1.1	Stall width: 60" min.	N/A	
604.8.1.1	Stall depth: 56" min. wall hung toilet*	N/A	
604.8.1.1	Stall depth: 59" min. floor mounted toilet*	N/A	
	*Note: add door swing if door swings in	N/A	
604.6	Height of flush control: 15"-48"	N/A	

