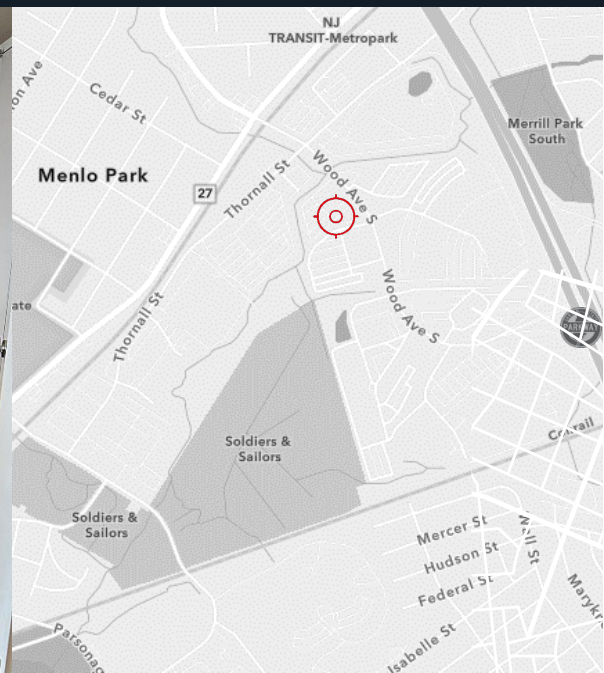


SUBLEASE at Metro 101

101 Wood Ave S.

9th Floor – 18,437 SF

Iselin, NJ 08830



Parking garage for 210 cars;
surface parking for 500 cars



Outdoor patio



Walkable to MetroPark train
station with bus line



Conferencing facilities



Café renovations underway



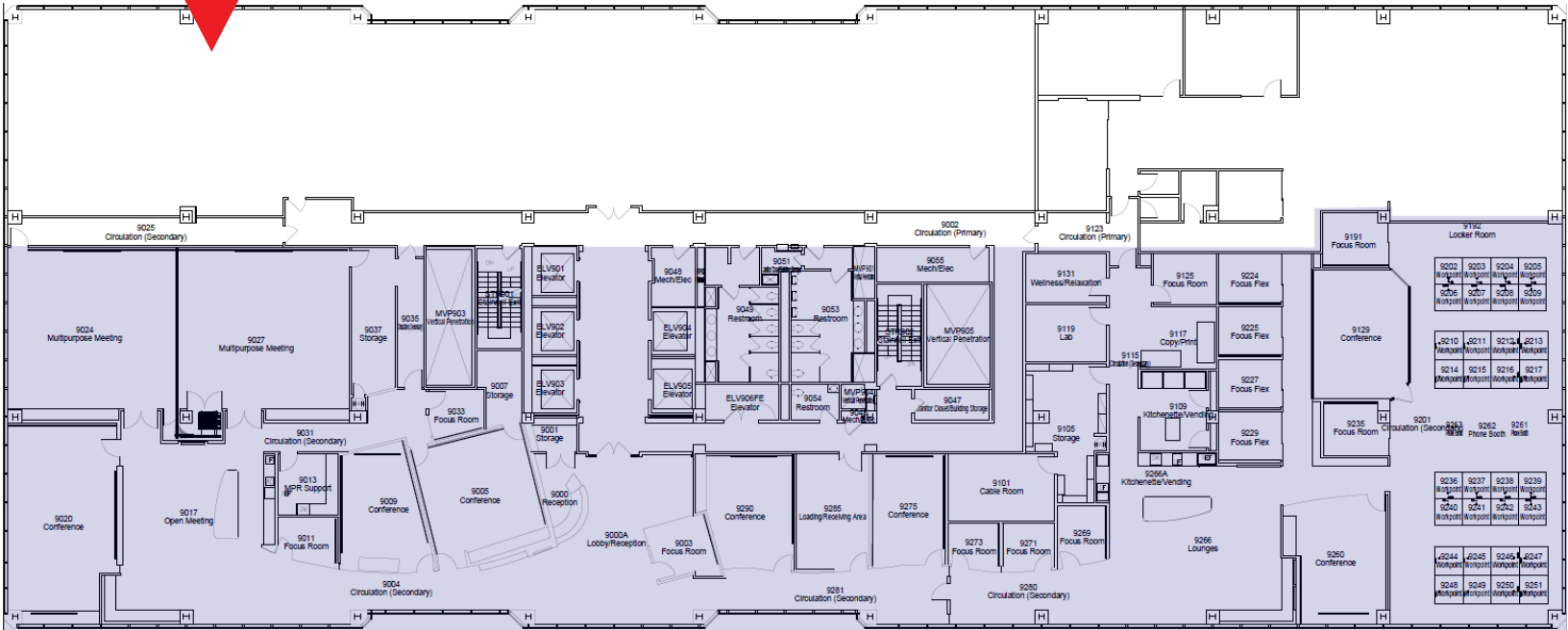


[Centerline Tenant App available:](#)
reserve building amenities, submit/track
service requests, & more



SUBLEASE at Metro 101

101 Wood Ave S.
9th Floor – 18,437 SF
Iselin, NJ 08830



- > 32 workstations
- > 13 focus rooms/offices
- > 9 conference rooms

Contact

Jon Compitello
JLL
Senior Vice President
+1 732 590 4164
jon.compitello@jll.com

David Bieber, Esq.
Newmark Associates
Managing Director
+1 973 216 1395
dbieber@newmarkrealestate.com



SUBLEASE at Metro 101

101 Wood Ave S.
9th Floor – 18,437 SF
Iselin, NJ 08830



- > *Term through 6/30/2028*
- > *Asking Rent: Negotiable*
- > *Furniture available*

Contact

Jon Compitello
JLL
Senior Vice President
+1 732 590 4164
jon.compitello@jll.com

David Bieber, Esq.
Newmark Associates
Managing Director
+1 973 216 1395
dbieber@newmarkrealestate.com