






FOR SUBLEASE

2560 W Franklin St
 Baltimore, MD 21223
 12,608 SF

PROPERTY HIGHLIGHTS

- LXD: 4/30/2029
- 12,608 SF

NEIGHBORHOOD DEMOGRAPHICS

	 POPULATION	 MEDIAN HOUSEHOLD INCOME	 NUMBER OF HOUSEHOLDS
1 Mile	26,257	\$53,179	10,813
3 Mile	209,837	\$76,656	99,394
5 mile	504,646	\$91,171	223,410

L. JAMIE SMITH

Vice Chair
 410 953 6690
 jamie.smith@cushwake.com

MICHAEL BOSICA

Senior Director
 410 953 6688
 michael.bosica@cushwake.com



One E Pratt Street, Suite 700, Baltimore, MD 21202
 Main +1 410 752 4285
 cushmanwakefield.com

Independently Owned and Operated / A Member of the Cushman & Wakefield Alliance

Cushman & Wakefield Copyright 2025. No warranty or representation, express or implied, is made to the accuracy or completeness of the information contained herein, and same is submitted subject to errors, omissions, change of price, rental or other conditions, withdrawal without notice, and to any special listing conditions imposed by the property owner(s). As applicable, we make no representation as to the condition of the property (or properties) in question.

2560 W Franklin St

Baltimore, MD 21223

12,608 SF

FOR SUBLEASE

AERIAL



L. JAMIE SMITH

Vice Chair

410 953 6690

jamie.smith@cushwake.com

MICHAEL BOSICA

Senior Director

410 953 6688

michael.bosica@cushwake.com



One E Pratt Street, Suite 700, Baltimore, MD 21202

Main +1 410 752 4285

cushmanwakefield.com

Independently Owned and Operated / A Member of the Cushman & Wakefield Alliance

Cushman & Wakefield Copyright 2025. No warranty or representation, express or implied, is made to the accuracy or completeness of the information contained herein, and same is submitted subject to errors, omissions, change of price, rental or other conditions, withdrawal without notice, and to any special listing conditions imposed by the property owner(s). As applicable, we make no representation as to the condition of the property (or properties) in question.